

# View due dates and events on your Google Classroom calendar


Note: Classroom calendar is available only on computers, not mobile devices.

Google Calendar	Classroom calendar
<ul style="list-style-type: none"><li>• View classwork due dates</li><li>• View class events</li><li>• Add personal reminders only you see</li><li>• Add events, such as study sessions</li></ul>	<ul style="list-style-type: none"><li>• View classwork due dates</li><li>• Click an item to open it in Classroom</li></ul>

Computer Android, iPhone & iPad


## View due dates on your Classroom calendar

On the Classroom calendar, you can see classwork due dates. You can't add any items.



1. Go to [classroom.google.com](https://classroom.google.com).
2. At the top, click Menu .

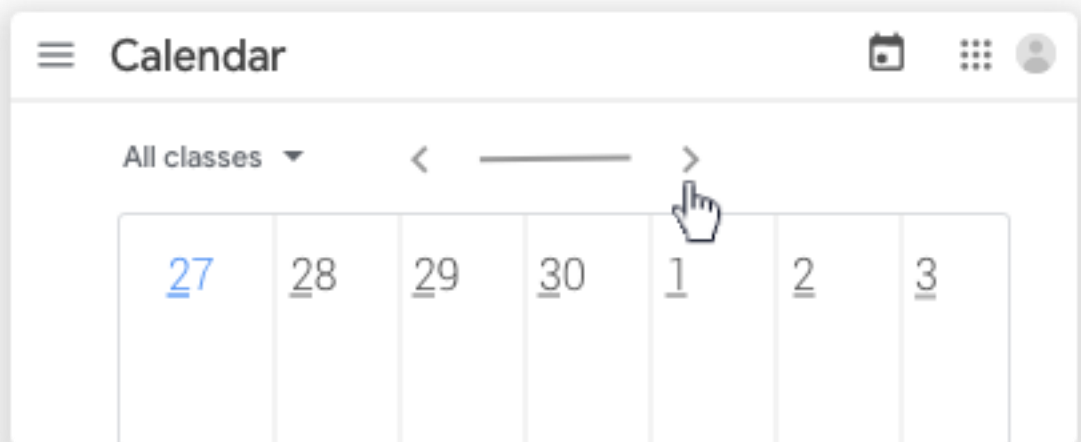


3. Click Calendar.

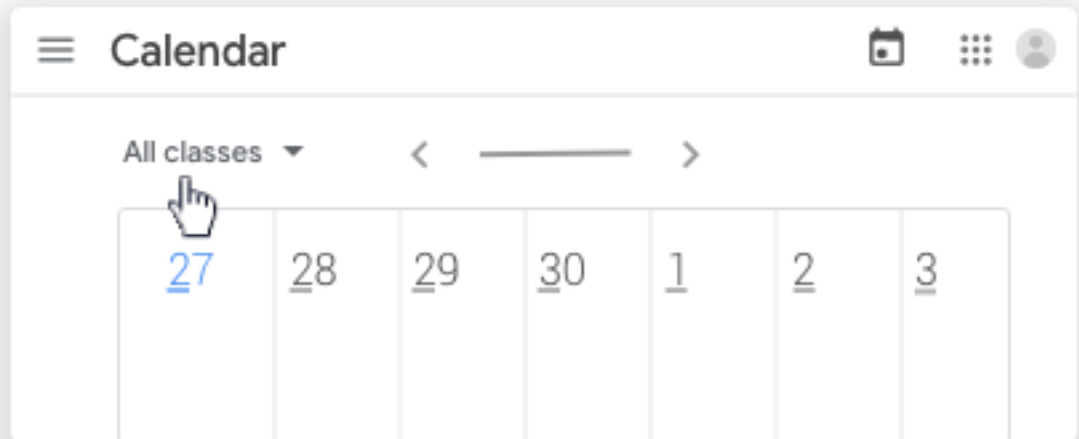


4. Choose an option:

- To see past or future work, next to the date, click Back  or Next .



- To see assignments for all your classes, click All classes.

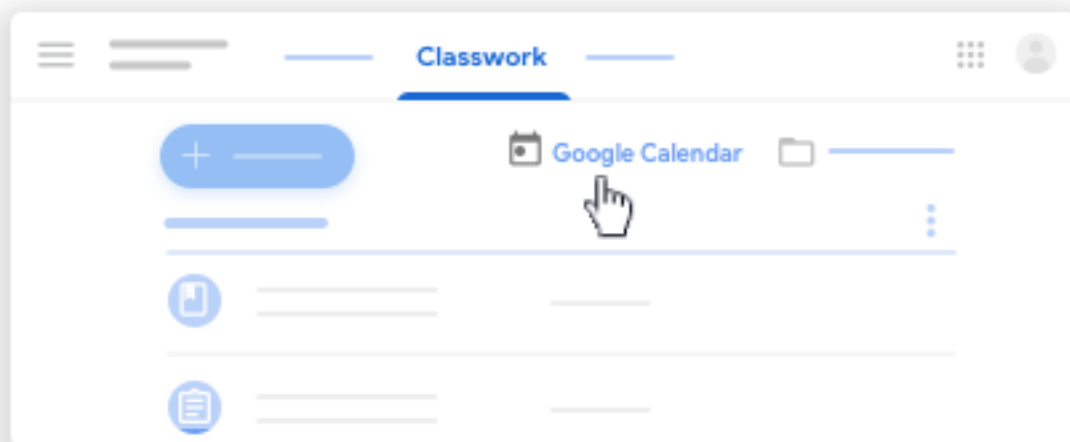


- To see assignments for one class, click All classes > select the class.
5. (Optional) To open classwork, click an assignment or question.

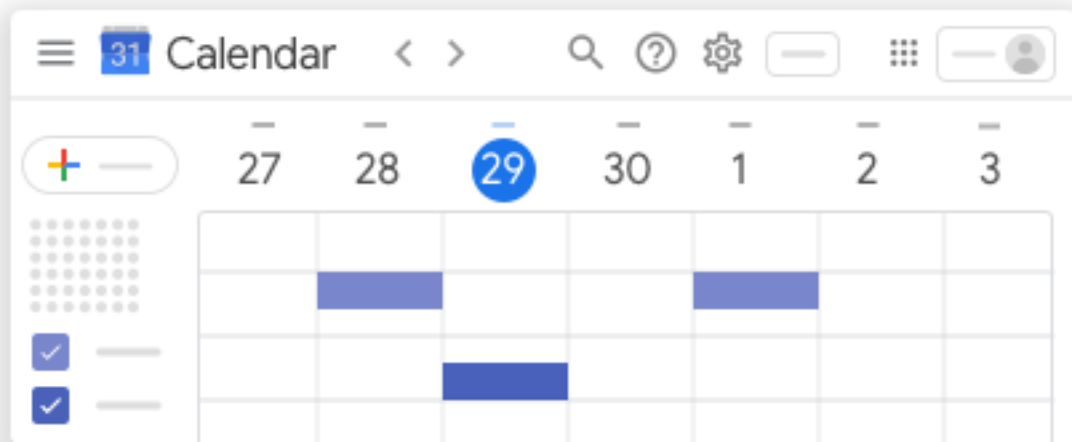
## View due dates and events on your Google Calendar

On your Google Calendar, you can see classwork due dates and class events, such as exams or Google Meet invitations. In your Other calendars list, you can find all your class calendars, and select if you want to see or hide them.

1. Go to [classroom.google.com](https://classroom.google.com).
2. Click the class > Classwork.
3. Click Google Calendar .



- (Optional) For details, click an item.



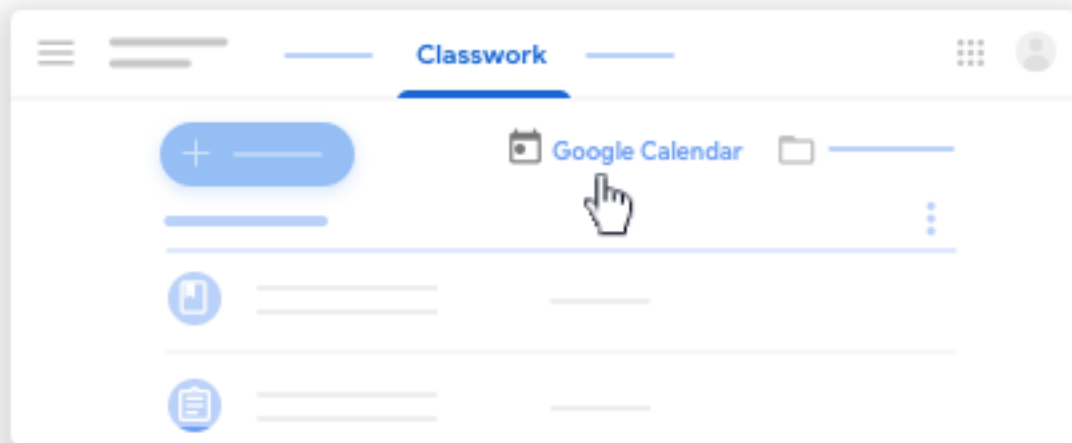
- (Optional) To see or hide other class calendars, at the left, under Other calendars, check a box for a class.

## Add items to your Google Calendar

### Add a personal reminder

You can add a personal reminder, such as a note to remember your calculator. Anything you add in Google Calendar won't show in the Classroom calendar.

- Go to [classroom.google.com](https://classroom.google.com).
- Click the class Classwork.
- Click Google Calendar .

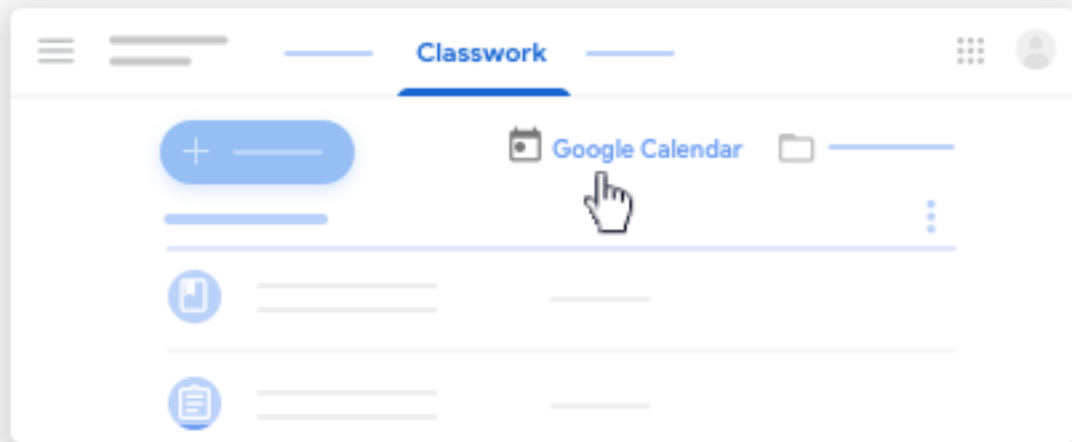


- For more instructions, go to [Add reminders](#).

## Add an event

You can add events, such as a study session, and invite classmates. Anything you add in Google Calendar won't show in the Classroom calendar.

1. Go to [classroom.google.com](https://classroom.google.com).
2. Click the class > Classwork.
3. Click Google Calendar .



4. For more instructions, go to [Create an event](#).