

Annual Report for St. Croix Preparatory Academy 2006 – 2007 School Year

Introduction

The purpose of this report is to summarize the progress and achievements of St. Croix Preparatory Academy (St. Croix Prep) in its third year of operation. This study includes information on the 2006-2007 school year, such as student demographics, governance, and finances. The report also includes additional data needed to provide a comprehensive description of St. Croix Preparatory Academy and its educational programs and practices.

This annual educational audit serves to meet the requirement of reporting progress towards the academic and non-academic goals outlined in the charter application approved by the Minnesota Department of Education. This evaluation meets Minnesota's Department of Education requirement for reporting adequate yearly progress.

During its third year of operation, St. Croix Prep received support from Friends of Ascension and the Minnesota Humanities Commission. In addition, the combined efforts and support of the faculty, administration, students, families, and community members were instrumental in implementing and developing a strong, supportive community and a strong academic program.

1. School Vision, Mission Statement, Educational Philosophy, and Sponsor Information

A. Vision

St. Croix Preparatory Academy envisions a learning environment centered on an integrated, rigorous, standards-based, classical curriculum that encourages students to think logically and critically, to communicate effectively and to embrace life-long learning as demonstrated by their successful pursuit of post-graduate education. The Academy will offer a small school community and a rigorous academic environment to area families.

B. Profile

We are the first public school in the eastern suburbs specifically dedicated to offering a demanding classical, liberal arts curriculum with an additional emphasis on development of each student's personal character, and leadership qualities. St. Croix Preparatory Academy will provide a learning opportunity that, until now, has only been available at select private schools.

St. Croix Preparatory Academy was founded by parents, educators, and business people who wanted a more challenging education for their students. They wanted a school that demanded an education that challenges students to achieve to their highest potential as well as put forth their best in behavior, attitude, and effort. We are creating a college prep educational program based on true inquiry, intellect, and character. By focusing on students' character and leadership qualities, in addition to developing their academic potential, St. Croix Preparatory Academy is committed to developing young adults who are prepared to lead abundant and responsible lives as contributing members of our society.


C. Mission Statement

St. Croix Preparatory Academy will develop each student’s academic potential, personal character, and leadership qualities through an academically rigorous and content-rich educational program grounded in the classical tradition.

D. Educational Philosophy

St. Croix Preparatory Academy is based on a classical model of education. A classical model focuses on providing students with the life long educational tools to learn and think for themselves. The classical tradition is grounded in the time-tested methodology of learning called the “Trivium”, which recognizes that critical learning skills must precede critical thinking skills. The Trivium methodology is organized into the following three stages corresponding to the general stages of a student’s cognitive development:

- Grammar.** The first phase of the Trivium is Grammar (grade level K - 4). Grammar emphasizes the facts and rules of each subject that later learning is built upon. This stage focuses on the accumulation of knowledge and the rules related to each particular subject. This mirrors the stage of development where children love to mimic, recite, chant, and memorize. The objective of this phase is to provide each student with a strong foundation of subject matter KNOWLEDGE.
- Logic.** The second phase is Logic (grade level 5 - 8). Logic focuses on a students’ ability to analyze and interact with the knowledge acquired in the Grammar stage. The Logic stage is the phase where understanding is grasped. This corresponds with the student’s curiosity and desire to ask questions. The objective of the Logic phase is UNDERSTANDING.
- Rhetoric.** The final phase is Rhetoric (grade level 9 - 12). Rhetoric teaches a student how to express and discuss a subject. Rhetoric is the communication stage, where students defend and refute opinions based on their understanding and knowledge of subject matter. This fits nicely with the students’ affinity for contradiction and argumentation. The objective of the Rhetoric phase is COMMUNICATION.



GRAMMAR				LOGIC				RHETORIC			
K/1 st	2 nd	3 rd	4 th	5 th	6 th	7 th	8 th	9 th	10 th	11 th	12 th
KNOWLEDGE				UNDERSTANDING				COMMUNICATION			
Knowledge - Comprehension				Application -- Analysis				Synthesis -- Evaluation			

E. Sponsor Information

Sponsor:	Friends of Ascension
Sponsor Contact:	Beth Topoluk
Sponsor Address:	Friends of Ascension 319 Barry Avenue South Wayzata, MN 55391
Third Year of Operation:	2006-2007
Sponsor Contract Duration:	St. Croix Prep is in the third year of a three year term.
Sponsorship Renewal:	At the time of this submission St. Croix Prep has entered into a three year sponsorship renewal with Friends of Ascension.
Accountability Initiatives:	See Friends of Ascension Oversight Program discussion below.

Friends of Ascension Oversight Program

Friends of Ascension (“Friends”) monitors the three critical areas of charter school operations: academic performance, finance, and reporting and legal compliance. The monitoring program is described below.

1. Academic Performance. Monitoring academic performance occurs through three basic avenues: testing, site visits, and review of annual reports.

(a) Testing. Friends requires regular testing to measure student performance, and student performance results must meet or exceed the results required by non-chartered public school students. The testing required by Friends is set forth in its charter contract with its schools. Generally, however, testing data is reviewed each semester to ensure that the goals of the schools are being met, both in terms of individual student performance and for the school as a whole. Testing data is compared with other schools to measure performance.

(b) Site Visits. Friends engages in both unannounced and scheduled site visits. In addition to general observation and classroom visits, site visits may include interviews with the school leader, business manager, selected school teachers, students, and available parents and board members. Friends site visits also include an analysis as to whether the facility, school climate, and learning program constitute an effective learning environment promoting the academic goals. Friends provides feedback following each site visit; feedback may be oral and/or written.

(c) Annual Reports. Friends requires that the school prepare an annual report which details the school’s evaluation of meeting each its academic performance goals.

To assist with its sponsoring responsibilities with respect to academic performance, Friends has contracted with the Minnesota Humanities Commission. The Commission’s staff has assisted in the implementation of academic programs at over thirty schools in Minnesota over the past ten years. Through its contract with the Minnesota Humanities Commission, the Commission assists with monitoring the implementation of the academic program at each school. Friends has also implemented a support network for the schools it is sponsoring to engage in mutual support and problem solving.

2. Finance. Friends’ oversight of financial affairs is accomplished primarily through a review of financial statements and the independent audit.

- (a) Financial Statements. Prior to the July 1st before school opening, the school must submit to Friends an annual budget adopted by the School Board.

The school must also submit monthly financial statements to Friends as well as cash flow projections when requested by Friends. The financial statements must contain budget and actual expenses and contain explanations for all items exceeding budget and the manner in which the excess items will be resolved. Friends strongly encourages that its sponsored schools utilize a recognized provider of accounting services for charter schools in the initial years of operation.

- (b) Independent Audit. By the date specified in its charter contract, the school must submit to Friends its independent audit report along with any school management response.

As a secondary mechanism to monitor financial affairs, site visit interviews with the school business manager and board members may reveal financial concerns.

3. Reporting and Legal Compliance. Friends' oversight of reporting and general legal compliance is accomplished primarily through review of documentation, site visits, and communication with the Department of Education.

- (a) Governance. The school must submit board meeting minutes to Friends on a timely basis, generally prior to the next scheduled school board meeting. Friends may attend board meetings on either an announced or unannounced basis and is available to attend specific meetings upon request by the school.

- (b) Annual Reports. Friends requires each school to submit an annual report which details the school's evaluation of meeting State reporting requirements.

- (c) Site Visits. Friends engages in both unannounced and scheduled site visits. In addition to general observation and classroom visits, site visits may include interviews with the school leader, business manager, selected school teachers, students, and available parents and board members. Site visits may also include a review of pertinent files. General observation, interviews, and review of selected files during site visits facilitate determination by Friends of the school's general compliance, including compliance with the Minnesota Open Meetings Law, Public Employment Relations Act, teacher licensing requirements, student immunization compliance, Minnesota Human Rights Act, Minnesota Pupil Fair Dismissal Act, Minnesota Public Schools Fee Law, special education requirements, financial controls, and open enrollment processes.

Friends has asked that the Minnesota Department of Education inform Friends if the school is not reporting properly and to share copies of all pertinent correspondence between the school and the MDE. Friends adopts a similar procedure regarding compliance with local, State and Federal laws.

Remediation. Should a sponsored school fall short of its agreed-upon academic standards, financial targets, or fail in any aspect of reporting and legal compliance, Friends engages in a range of possible interventions including:

- Friends notifies the school leader or board chair of areas of concern

- Friends formally notifies the school board of areas of concern
- Friends recommends that the school board develop an improvement plan
- Friends requires that the school board adopt a performance improvement plan agreed to by Friends
- Friends initiates a notice and action plan whereby it intends to revoke sponsorship

NCA Accreditation. In addition to Friends’ Oversight and Accountability Plan, all Friends sponsored schools are required to be accredited by the North Central Association. Obtaining accreditation is a multi-year process, and this accreditation process involves an administrative review, governance review and training, academic performance goal setting review, self-evaluation, and critical evaluation.

2. Student Background/Demographics

A. Number of Students Enrolled

St. Croix Preparatory Academy opened its first year with 200 students in grades K-7. In 2005-2006 St. Croix Prep opened up an additional Kindergarten class and the seventh grade students from the previous year became eighth grade students. Enrollment for the 2005-2006 school year totaled 252 students. Adding an additional 1st and 2nd grade along with class enrollment expansion in grades 6-9 brought 2006-2007 enrollment to 342 students. A full time educational assistant is in all of the K-3 classes. In addition, a long waiting list continues to be present in each of the grades.

Enrollment for each grade level		10/1/2004	10/1/2005	10/01/2006	07-08 (proj)
	K	25	50	50	50
	1	25	26	50	50
	2	25	25	50	50
	3	25	26	25	25
	4	25	25	25	25
	5	25	25	25	55
	6	25	25	30	55
	7	25	25	30	30
	8		25	30	30
	9			27	30
	10				25
TOTAL ENROLLMENT		200	252	342	450
Waiting list for each grade	K	13	11	74	TBD
	1	0	28	47	TBD
	2	9	12	47	TBD
	3	4	22	43	TBD
	4	4	23	44	TBD
	5	8	19	5	TBD
	6	9	23	8	TBD
	7	3	22	13	TBD
	8	--	9	15	TBD
	9	--	--	10	--
TOTAL WAITING LIST		50	169	306	--

B. Key Demographic Trends

St. Croix Preparatory Academy demographic data corresponds to the demographics for the geography in which it is located. Demographics for the Stillwater community show “caucasian” population equal to 99%. St. Croix Prep shows a “Caucasian” population of 91%, reflecting a slightly more diverse population than the Stillwater demographics.

St. Croix Prep Demographics

Demographic Data	10/1/2004	10/1/2005	10/01/2006	07-08 (proj)
Male	102	121	156	205
Female	99	131	186	245
Spec. Ed.	15	19	21	30
Latino	6	10	8	10
Asian / Pacif.	11	8	17	20
White	184	235	317	411
Am. Indian	--	--	--	1
Afr American	1	1	4	8
F/R Lunch	--	--	0	5
LEP	--	--	2	3
TOTAL STAFF	24	27	36	48
Staff Turnover	2	0	1	

3. Student Participation

- Average daily attendance rate: 97% or 332 students
- Mobility rate: 4%

4. Teacher Staffing Information

St. Croix Preparatory Academy employed 36 personnel during the 2006-2007 school year. Aside from the licensed teachers noted below, St. Croix Prep had four personnel in administration (Executive Director, Finance Manager, and two Office Managers); seven personnel serving as Educational Assistants in Grades K-3 (thus reducing the student teacher ratio significantly); one community expert (Orchestra); and one program director (St. Croix Prep’s before/after school program).

Name	File #	Assignment	Licensed Area	Status*
Lisa Heathcote	327041	K	Pre K-6 Elementary Education	R
Ann Celiberti	423412	K	K-6 Elementary Education & 3-K Pre- Primary	R
Christiane Reilly	402755	1	K-6 Elementary Education & 5-8 Communication Arts/Literature	R
Erin Witzmann	416054	1	K-6 Elementary Education & 3-K Pre- Primary	NR
Katie Winters	416045	2	K-6 Elementary Education	R

Name	File #	Assignment	Licensed Area	Status*
Amanda Ferris	411026	2	K-6 Elementary Education & 3-K Pre- Primary	R
Julie Coe	284186	3	1-6 Elementary Education	R
Jessica (Zepeda) Argetsinger	416050	4	K-6 Elementary Education & 5-8 Social Studies	R
Ailee Karels	415851	5	K-6 Elementary Education, 5-8 Mathematics	
Jed Kees	395156	Science	1-6 Elem. Ed., Mid School Earth & Space Science	R
Andrew Sachariason	378934	English	1-6 Elementary Education, 5-12 Communication Arts/Literature	R
Stacy Anderson	430352	Latin/Math	K-12 Latin, 5-12 Mathematics	R
Rebecca (Iacono) Wahl	411195	Social Studies	5-12 Social Studies	R
Teri Sue Hitchcock	416849	Math	K-6 Elementary Education, 5-8 Mathematics, 5-12 Mathematics Variance	R
Mark Erickson	204761	English	7-12 English/Language Arts, 7-12 Speech & Theater Arts	R
Carolyn Bagne	382493	Science	7-12 Life Sciences, 5-8 Science Variance	R
Serese Honebrink	329805	Phy Ed	K-12 Physical Ed., K-12 Health Ed., 7-12 Coaching	R
Chad Olson	416406	Music	K-12 Instr. (Band/Orch) & Classroom Music	R
Anna Maakestad	385002	Art	K-12 Visual Arts	R
Kim Meirose	361128	Art	K-12 Visual Arts	R
Michelle Jensen	381121	Spanish	1-6 Elementary Education, K-8 Spanish Variance	R
Cherie Johnson	286308	ESL	Pre K – 6 Elementary Education, K-12 ESL Variance	R
Paula Bhagyam	290525	Special Ed	Spec Learn Disabilities	R

* R = Return, NR = Not Return

Licensed Teacher Turnover Rate: 4%

5. Governance

St. Croix Preparatory Academy Board held board elections in the early part of the 2007 calendar year, in accordance with the timeframe specified by Minnesota charter school law. Prior to the election, St. Croix Prep had received a waiver from the teacher board majority requirement specified

in Minnesota Statute 124D, subd. 4c. The board election included a nomination period (during which 12 were nominated), publishing a Voting Guide, conducting a Voters Forum, and the actual election. The Board of nine members consists of five parents, three teachers, and one founding board member. We believe this make up reflects the partnership necessary for the success of our school.

School Board Members

Name	Position Held	Background	Start Date	Term
Carroll Davis-Johnson	Director	Parent	02/20/2007	2 Year
Jon Gutierrez	Director	Founding Board/Chair	02/20/2007	2 Year
Lisa Heathcote	Director	Teacher	02/20/2007	2 Year
Jed Kees	Director	Teacher	02/20/2007	2 Year
Lance Anderson	Director	Parent	02/20/2007	Resigned
Perri Kilcoyne	Director	Parent	02/20/2007	3 Year
Jim Markoe	Director	Parent	02/20/2007	2 Year
Mike McGinley	Director	Parent	02/20/2007	3 Year
Michelle Hubbard	Director	Parent/Employee	02/20/2007	3 Year
Andrew Sachariason	Director	Teacher	02/20/2007	3 Year

Advisory Board of Directors

Name	Position Held	Background	Start Date	Term
Gretchen Chilkott	Advisory Director	Community Member	02/20/2007	2 Year
Kelly Gutierrez	Advisory Director	Founding Board	02/20/2007	2 Year

Members of the Advisory Board of Directors represent over 50 years of experience in the professional education and finance environment.

6. Accountability Data from 2006-2007

NCLB requires that all students reach proficiency on state standards by 2013-2014. The State of Minnesota uses the MCA test results to determine proficiency. This year St. Croix Preparatory Academy students took the MCA II tests. The results (with a last year comparison and state averages) are noted below:

	Math Proficiency 2005-06	Math Proficiency 2006-07	Reading Proficiency 2005-06	Reading Proficiency 2006-07
Minnesota Avg	58%	61%	72%	69%
St. Croix Prep	83%	85%	88%	90%

A breakdown by grade level is noted below:

MCA-II	Reading		Math	
	2007		2007	
Grade	St. Croix Prep Proficiency %	Minnesota Proficiency %	St. Croix Prep Proficiency %	Minnesota Proficiency %
3	96	80	96	79
4	92	71	92	71
5	76	73	80	63
6	90	67	87	63
7	90	63	86	61
8	97	63	70	59

In the spring of 2007, 9th Grade students also took the GRAD (Graduation-Required Assessment for Diploma) writing test. The writing test is designed to measure the writing skills a Minnesota student should have in order to graduate. 100% of the St. Croix Prep students passed this test.

During the 2006-2007 school year St. Croix Prep also administered the NWEA MAP assessment. Detailed scores are included in an appendix included as a part of this report. Over 95% of the students achieved a growth of 1.1 years in the math and reading tests. It should be noted however, it appears that St. Croix Prep will need to determine additional assessment tools to evaluate students in grades 5-9. St. Croix Prep students are testing beyond the normal measurements of NWEA.

7. Program Successes and Best Practices

An overall observation by the Board, administration and faculty is that St. Croix Prep seems to be experiencing successes and challenges normally experienced by schools that have been in existence much longer than three years. The third year at St. Croix Preparatory Academy had many program successes. These are noted below:

A. Enrollment

Enrollment is one of the keys to viability in the first years of a charter school's operations. St. Croix Prep's full enrollment (342 students) and long waiting list (over 300) ensured that classes operated at capacity. Very few students left St. Croix Prep during the school year (approximately 7 percent) and when students did leave, the available spots were quickly filled.

B. Parent Involvement/Satisfaction

St. Croix Prep experienced significant parental involvement from pre-opening to the final days of the second year of classes. Their satisfaction (95%) was noted in the surveys we conducted as well as in the number of students who indicated their intent to return to St. Croix Prep the following year (319/342).

C. Test Results

The test results of St. Croix Prep students yielded impressive results. St. Croix Prep administered NWEA MAP and the Minnesota Comprehensive Assessment II tests. As noted above, the MCA II results were exceptional; and rank St. Croix Prep as one of the state's highest

performing schools. The NWEA MAP results are illustrated in the Appendix. These results indicate that St. Croix Prep achieved the results of 1.1 grade growth as stated in its charter.

D. Finances

In our first year of operations St. Croix Prep will end the year with approximately \$133,000 in its fund balance (over 8% of the 2004-2005 budget). During the second year of operations St. Croix Prep will add an additional \$40,000 to the fund balance. St. Croix Prep continues to show fiscal responsibility in its operations.

E. Programming

Apart from the core academic classes, St. Croix Preparatory Academy offered Art, Music, Physical Education and Spanish for all students beginning in Kindergarten. The school also offered Latin and Music Performance electives (Band, Orchestra, and Choir) for students in grades 6-9. In addition, educational opportunities outside of the traditional classroom included field trips to the MN History Museum, Science Museum, Como Planetarium, Mill City Museum, Aamodt Apple Orchard, Orchestra Hall, the Guthrie, Chanhassen Dinner Theatre, Warner Nature Center, and Jim Dimmer Art Studio. St. Croix Prep's 9th Grade students went to Washington D.C. as a part of the school's first class trip. In addition to the academic programming, St. Croix Prep offers its students extracurricular activities, some of which are Drama Club, Ski Club, Student Council, school newspaper, and Yearbook.

F. Best Practices – “Adoption Curve” Methodology

St. Croix Prep has always evaluated its purpose, growth model, marketing, and operations in terms of diffusion of innovation theory (developed by Everett Rogers) as modified by Geoffrey Moore in *Crossing the Chasm*. Marketing the school, positioning/differentiating it within its market, development of a whole product and operations (e.g., hiring, governance models, policy development, recruiting, and programming) all take into consideration the five segments of classification typically described in technology adoption (e.g., innovators, early adopters, early majority, late majority, and laggards). This impacts our hiring practices, governance model, policy development, recruiting practices, etc. This best practice was adopted by the leading technology companies in the 1990s and continues to be one of the standards for entrepreneurial leadership.

8. Program Challenges

The operations at St. Croix Prep went very smoothly considering it was only in its third year. Overall the sense was that the challenges presented were more representative of a school that had been in existence for a longer period of time. With that said, there were still many challenges encountered during the third year of operations. St. Croix Prep's challenges relate to the following four interrelated items:

- Facilities
- Growth Model
- Programming
- Administration

A. Facilities

There is nothing more important to the viability of St. Croix Prep than finding a facility able to accommodate the projected short term and long term growth of the school. St. Croix Prep currently enrolls 342 students. Next year's projected growth will place enrollment at

approximately 450 students. This anticipated growth is necessary to protect the likelihood of successfully delivering a K-12 educational program. Adequate facilities will allow the school to proactively make strategic growth decisions, as opposed to have decisions dictated by facilities.

The search for facility space is further complicated by the fact that within the Stillwater community there are very few property sites available for lease. Friends of St. Croix Preparatory Academy (FSCPA), a legally separate 501c3 organization, was formed to design and implement St. Croix Prep's facility strategy. FSCPA has investigated numerous acreage sites for Permanent Space, approached the local school district about leasing/purchasing unused property. FSCPA has finalized its search to two sites and is currently in the governmental approval process. Concurrent with this process, the building design and the lease revenue bond due diligence work is also being completed.

If a permanent site can not be determined St. Croix Prep will have to search for additional transitional space to accommodate future school operations.

B. Growth Models

Decisions to grow are dependent on having adequate facilities in place. Once facilities are identified then strategic growth model decisions can be made. These decisions are dependent on local market factors and our previous experience:

Adequate facility space allows for expansion in the Lower Grades.

- Retention percentages are extremely high for students in grades K-6. Over the past three years, attrition in these grade levels is approximately 1%.
- Adding an additional section in these grade levels will grow the pool of students entering the middle school/junior high years.
- At grade 7, families/students will be presented with a choice of transferring to one of the larger junior high schools in the local district. A larger pool of students at the lower grades lessens the risk of student departures having a significant impact on enrollment.

Adequate facility space will attract students in the Upper Grades.

- The junior high schools and high school in the local area are very large (e.g., junior high student population of 1,400 students; high school population of 2,500 students).
- A permanent facility will allow St. Croix Prep to develop a "complete" junior high/high school experience. St. Croix Prep recognizes that the general parent market was not inclined to send their children to a new charter school because of the perceived risk. A permanent facility will further establish St. Croix Prep as a viable K-12 school choice within the Stillwater community. In addition, it will attract students who desire a smaller school environment and those who wish to experience some of the extra curricular activities they have not been able to experience in a much larger school.

C. Programming, specifically the development of a High School Program

Developing a complete high school program is complicated and involves many factors that make it unique from the development of a successful K-6 educational program. Today's high school students not only desire strong academic programs, but they place just as much emphasis on extra curricular activities, athletic programs, performing arts, social activities, college counseling and placement services, etc. St. Croix Prep will need to balance its approach in how it meets these expectations.

D. Administration

All of the above factors will require tremendous effort and focused energy. St. Croix Prep can not compromise its current goals of excellence to attain its long term goals of providing a K-12 educational institution to the Stillwater community. Additional hiring and training is currently taking place to ensure that both short term and long term objectives are accomplished.

9. Academic and Non-Academic Goals

St. Croix Preparatory Academy has the following Academic and Non-Academic Goals.

A. Student Academic Outcome – Math Achievement

Academic Goal. At least eighty percent (80%) of St. Croix Preparatory Academy students who are enrolled for a full year will show at least 1.1 year's growth in mathematics as demonstrated by a value-added analysis of student achievement data provided by the MAP (computerized version of the Northwest Evaluation Association).

Result. St. Croix Prep has met this Academic Outcome. Approximately 95% of St. Croix Prep students have attained this goal. Details of the test data are included at the end of this report.

B. Student Academic Outcome – Reading and Language

Academic Goal. At least eighty percent (80%) of St. Croix Preparatory Academy students who are enrolled for a full year will show at least 1.1 year's growth in reading and language as demonstrated by a value-added analysis of student achievement data provided by the MAP (computerized version of the Northwest Evaluation Association).

Result. St. Croix Prep has met this Academic Outcome. Approximately 95% of St. Croix Prep students have attained this goal. Details of the test data are included at the end of this report.

C. Student Academic Outcome – Academic Proficiency

Academic Goal. At least eighty percent (80%) of St. Croix Preparatory Academy students in appropriate grades will show a mastery of a year's subject matter in key subjects as demonstrated by standardized testing exams and other assessment materials provided by the Core Knowledge Foundation.

Result. St. Croix Prep believes it has met this Academic Outcome. Results from the MCA II indicate that St. Croix Prep has met this Academic Outcome.

D. Student Non-Academic Outcome – Attendance

Non-Academic Goal. At least 90% of students enrolled at least one year at St. Croix Preparatory Academy will be on time and present for school, as measured by school enrollment and attendance data tabulated in May of each year.

Result. St. Croix Prep has met this goal with approximately 95% of St. Croix Prep students having attained this goal.

E. Student Non-Academic Outcome – Satisfaction Ratings

Non-Academic Goal. At least 80% of parents will indicate a "satisfied" rating or above on a school survey administered annually in regards to both the St. Croix Preparatory Academy

educational program and the school climate and culture. Survey data will be reported in the annual report and distributed to all families and the larger community.

Result. St. Croix Prep has met this goal. Approximately 95% of the parents responding to the survey indicated they were satisfied with St. Croix Prep. Details of the survey are included in the Appendix.

10. Other Accountability Measures

We have put the following strategies in place to improve and increase parent involvement:

A. Parent Agreement

We ask that parents sign a parental agreement which emphasizes that they are integral contributors to the achievement of St. Croix Prep's mission and goals. It asks that parents:

- Support their child's education;
- Attend Parent/Teacher conferences;
- Communicate when they have questions about the school or their child's progress;
- Make best efforts to volunteer between 20 and 40 hours a year;
- Support the mission of St. Croix Prep, along with the core virtues of respect, honesty, compassion and service.

Signing the parent agreement is not mandatory; nor is volunteer service hours mandatory. It is simply our way to involve parents and reassure them they are a vital part of St. Croix Prep's success.

B. Parent Participation in Classroom


Parents are welcome in the classrooms of St. Croix Prep. Regular volunteer opportunities are available in Lower School, grades K-5. In the Middle School, grades 6-9, we have assigned Classroom Parents, who assist Teachers with a variety of projects, tasks, and events.

C. Parent Group

The St. Croix Prep Parent Group is a Board committee consisting of St. Croix Prep parents. The Parent Group's mission is to support the administration and faculty in the execution of the mission of St. Croix Prep; offer educational opportunities to St. Croix Prep parents; and build community among the growing number of families attending the school. This active group has had significant fund raising events and contributed to the vibrant community of St. Croix Prep. The Parent Group leadership regularly meets with the Parent Liaisons, Executive Director and participates in the faculty meetings on a regular basis.

D. Regular Parent Communication

St. Croix Prep sends out weekly communication to parents via email. This communication informs parents of school events, testing schedules, recent publicity, school holidays, program



changes, etc. For those parents that do not have email (only about 3 %), these notices are hand delivered. In addition, parents have access to St. Croix Prep's student information system for access to school wide announcements, calendars and the assignment/test grades for their child's classes.

E. Parent Survey

St. Croix Prep conducted a survey to receive more substantial feedback regarding their school performance. The details are included in the Appendix.

F. Community Involvement Strategy

St. Croix Preparatory Academy's acceptance by the community is gaining momentum. Original acceptance of the school was very slow. This was due to some of the reactions by community members and traditional school district personnel who do not view charter schools favorably. We have intentionally refrained from advertising, marketing and unnecessarily drawing attention to our school, unless it relates to enrollment issues. Our primary method of gaining community support has been through providing service to the community. For example, our students have done service work at the local nursing home, the library, and the police/fire station. The students have raised food for the local food shelf and done garbage pickup at a local park on Earth Day.

We offer school tours, have done interviews for various newspapers and magazines, and continually host informational meetings and open houses for those interested in learning more about St. Croix Preparatory Academy.

St. Croix Preparatory Academy is becoming more proactive in the Stillwater community. Our facilities search, along with the fact that our school is located in downtown Stillwater has raised awareness within the local community. The school and its leadership have had the opportunity to present St. Croix Preparatory Academy to the Rotary Club, the Lion's Club, Stillwater Planning Commission, the Heritage Preservation Commission, the City Council, and the Mayor of Stillwater. as well as many local business people who are neighbors to the school.

11. State Report Card

A copy of St. Croix Preparatory Academy's state report card is included in the Appendix.

12. School Admissions

We have included a White Paper explaining the Enrollment Policies and Procedures for the 2006-2007 School year. In addition, we have included a copy of the Enrollment Form. To briefly summarize each year St. Croix Prep has an Open Enrollment period which coincides with the Kindergarten enrollment period of the local school district. The school holds Informational meetings and tours throughout the year but offers them on a more frequent basis during the Open Enrollment period. The enrollment form asks general information which includes date, name, address, phone #, grade entering, previous school, date of birth, and gender. There is also an open ended question which allows a family to describe why they are interested in St. Croix Prep and what goals they have for their child.

At the end of the Open Enrollment period, it is determined if a lottery is required. Rules related to sibling preference are applied, then a lottery is performed and waiting lists are established. St. Croix Prep treats each school year as a separate enrollment period so waiting lists are reestablished each school year.

13. School Finances

In our third year of operations St. Croix Prep ended the year with approximately \$279,000 in its fund balance. This represents approximately 11% of the 2006-2007 general fund expenditures. We consider this a significant accomplishment. In our third year of operations we added approximately \$113,000 to our fund balance. We feel this improves viability, shows accountability, and fiscal prudence. We do not feel we have sacrificed or compromised our educational objectives by maintaining this fund balance. We realize that after this year St. Croix Prep will expect to operate without significant grant dollars. This fund balance prepares us for that time. In addition, it is likely that St. Croix Prep will need to make some strategic investments to improve upon its already successful educational program.

St. Croix Preparatory Academy Annual Report Information – FY 2006-2007

Ordinary Income/Expense		2006-2007 Amended Budget 11/06 342 Students	(Unaudited) FY 2006-2007
Income			
	Fee from Patrons	42,000	52,377
	Fundraising	20,000	52,075
	Gifts & Bequests	11,277	15,167
	Misc Revenue	1,000	4,806
	General Ed Aid	1,849,151	1,879,938
	Walton Grant	0	500
	School Lease Aid	420,008	393,008
	State Special Ed. Incl. Tuition Billing	80,181	91,241
	Federal Funds	176,281	164,284
	Food Service	20,000	26,418
	Extended Day/Full Day Kindergarten	96,000	106,882
Total Income		2,715,898	2,786,697
Expense			
	Personnel Salaries & Benefits	1,376,157	1,397,529
	Fees for Services	95,000	94,975
	Communication Service	13,000	14,373
	Postage & Parcel	1,400	2,448
	Utility Expense	35,080	33,825
	Insurance Expense	7,015	6,039
	Repairs & Maint Serv	55,000	62,272
	Travel, Conv & Conferences	1,550	12,125
	Operating Leases or Rentals	478,720	448,213
	Tuition Reimbursement	0	6,000
	Field Trips (Admissions & Transportation)	18,200	19,863
	Non Instructional Supplies	38,000	33,759
	Maintenance Supplies	7,800	14,938
	Instructional Supplies	30,900	46,943

Expense Continued				
	Textbooks & Workbook		10,000	8,877
	Standardized Tests		5,000	931
	Library		5,000	90
	Food (Non-Food Service)		0	600
	Furniture		10,000	7,403
	Technology Equipment		15,000	3,605
	Interest on Line of Credit		2,000	4,789
	Dues & Memberships		2,500	5,876
	Walton Grant		0	500
	Fundraising		20,000	27,773
	Federal Expenditures		176,281	164,829
	State Special Education		95,039	100,101
	Miscellaneous		1,000	10
	Food Service		20,000	26,418
	All Day Kindergarten & Discovery Harbor		98,809	106,885
	Total Expense		2,618,451	2,673,681
	Increase in Fund Balance		97,447	113,016

14. Profile Section.

St. Croix Preparatory Academy had an outstanding second year and looks forward to continuing success in the future. To highlight our second year we point to:

- Full enrollment of 352 students;
- A waiting list of over 300 students;
- A parent satisfaction rating of 95%;
- A faculty turnover rate of 4%;
- Accomplishment of Academic and Non-Academic Outcomes;
- MCA-II Math proficiency of 85% and Reading proficiency of 90%;
- 93% of students returning for the 2007-08 school year.

APPENDIX B: K/1 ASSESSMENT & NWEA MAP Results 2006-2007

ASSESSMENT FOR KINDERGARTEN AND FIRST GRADE STUDENTS

NWEA MAP assessments were given to students in grades 2-8; and MCA II tests were administered to students in grades 3-7. Assessments for students in Kindergarten and First grade were done in accordance with curriculum and other recognized assessments for reading and math. The results are given below:

KINDERGARTEN

DRA & Saxon Assessment

- Reading: Currently 48 out of 50 (96%) students are achieving *at or above* grade level.
- Beginning reading level for Kindergarten students was 0.135 grade level. End of the year reading level was a grade level of 1.5. This is a grade growth of 1.365 grades.
- Math: Currently 48 out of 50 (96%) students are achieving *at or above* grade level.

1st Grade

DRA & Saxon Assessment

- Reading: Currently 49 out of 50 (98%) students are achieving *at or above* grade level.
- Beginning reading level for 1st Grade students was 1.5 grade level. End of the year reading level was a grade level of 2.6. This is a grade growth of 1.1 grades.
- Math: Currently 49 out of 50 (98%) students are achieving *at or above* grade level.

NWEA MAP ASSESSMENT FOR STUDENTS IN GRADES 2-7

NWEA MAP assessments for Math and Reading were given to St. Croix Prep students in grades 2-7. The following are general observations about the results from this assessment:

- Overall St. Croix Prep students showed significant growth during the 2006-2007 school year.
- NWEA MAP tests may not be an appropriate assessment for St. Croix Prep students who are above 5th grade. St. Croix Prep students scored very well on the tests, beyond the measurement capabilities provided by NWEA.
- For each Grade the following graphs will be presented and brief comments offered:

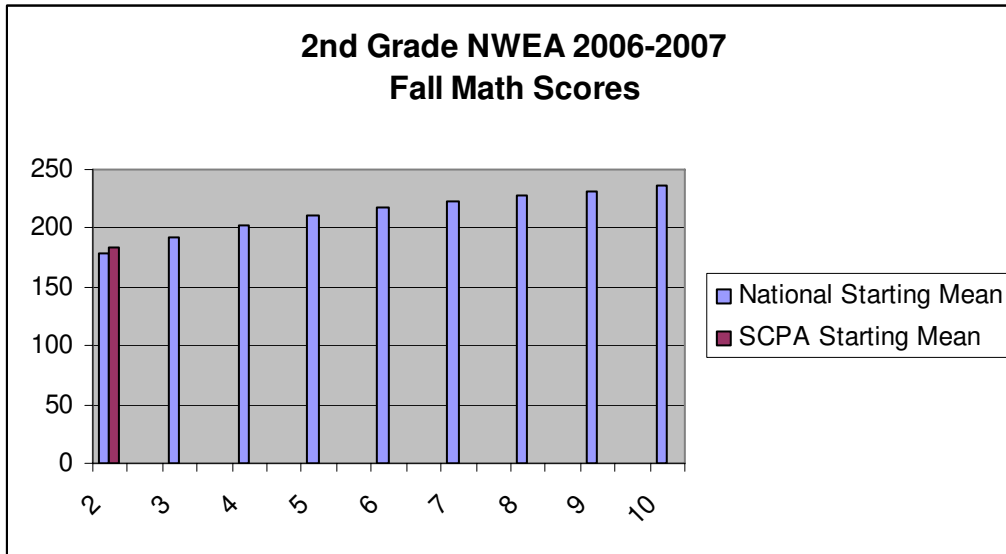
Math Assessment Graphs

1. Fall Scores, the St. Croix Prep Average compared to the National Average
2. Spring Scores, the St. Croix Prep Average compared to the National Average
3. Score Growth, the St. Croix Prep Raw Score Growth from the Fall to the Spring

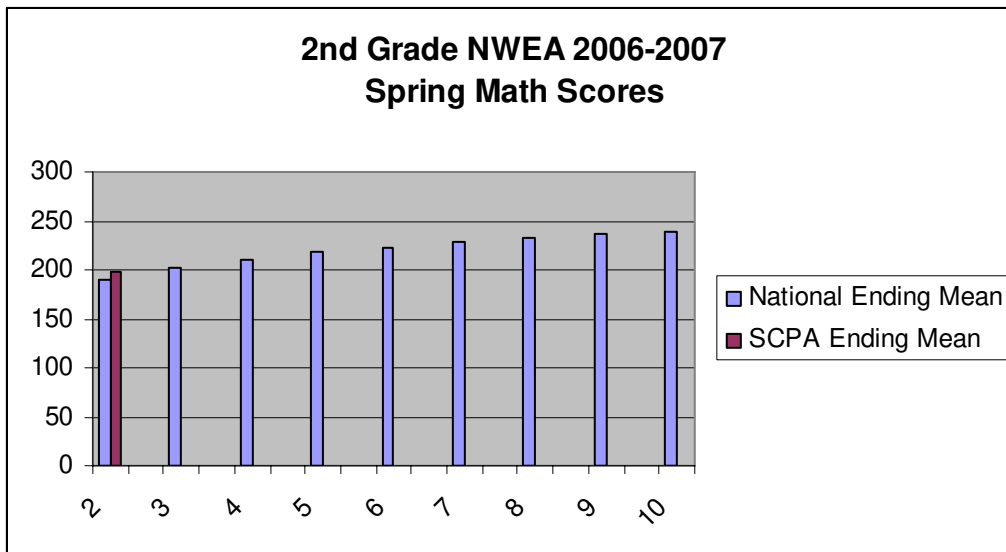
Reading Assessment Graphs

1. Fall Scores, the St. Croix Prep Average compared to the National Average
2. Spring Scores, the St. Croix Prep Average compared to the National Average
3. Score Growth, the St. Croix Prep Raw Score Growth from the Fall to the Spring

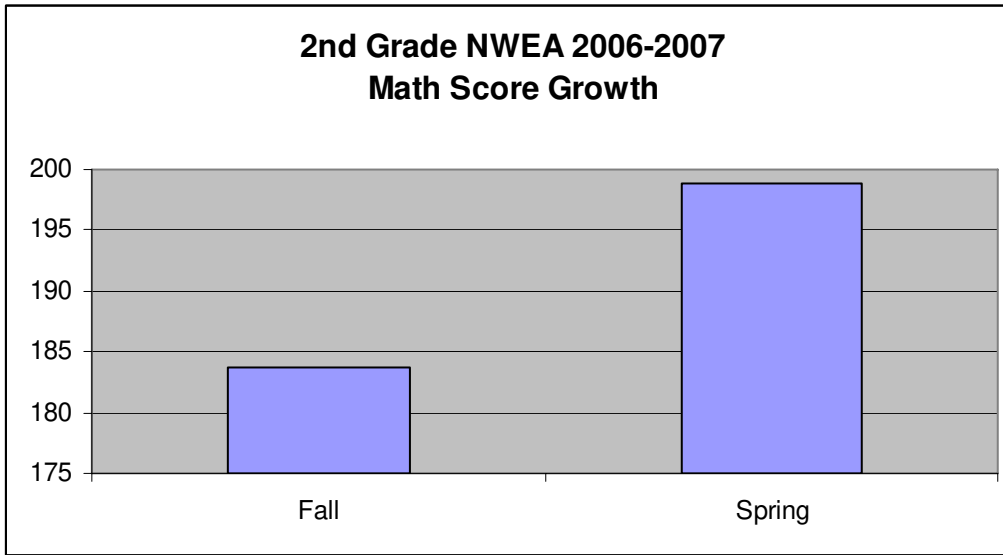
GRADE 2 MATH - NWEA MAP ASSESSMENT



- In the Fall, St. Croix Prep 2nd grade students had a mean score of 183.7
- In the Fall, the National mean score for 2nd grade students was 179.3

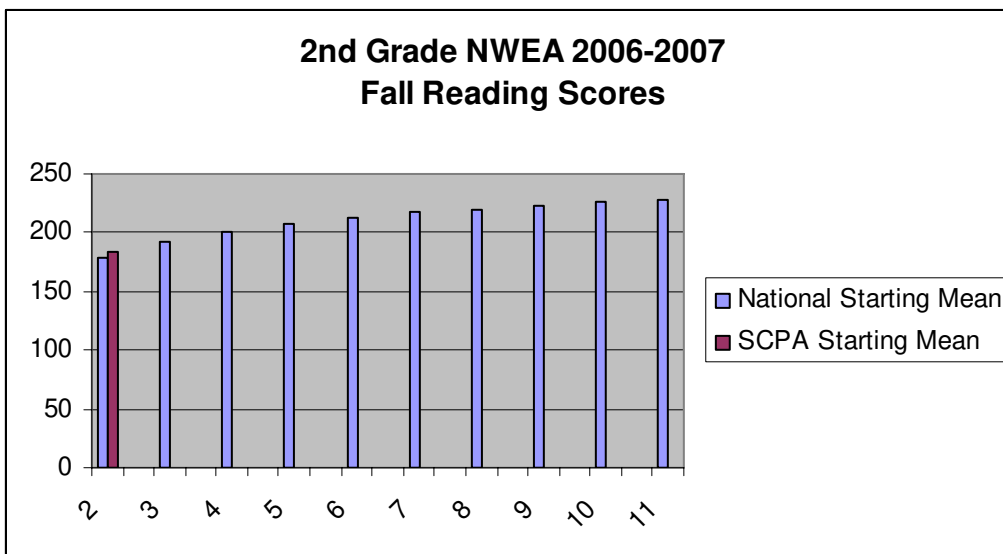


- In the Spring, St. Croix Prep 2nd grade students had a mean score of 198.8
- In the Spring, the National mean score for 2nd grade students was 190.6
- In the Spring, the National mean score for 3rd grade students was 201.7
- In the Spring, St. Croix Prep 2nd grade students had a mean score similar to the Spring scores of 3rd grade students



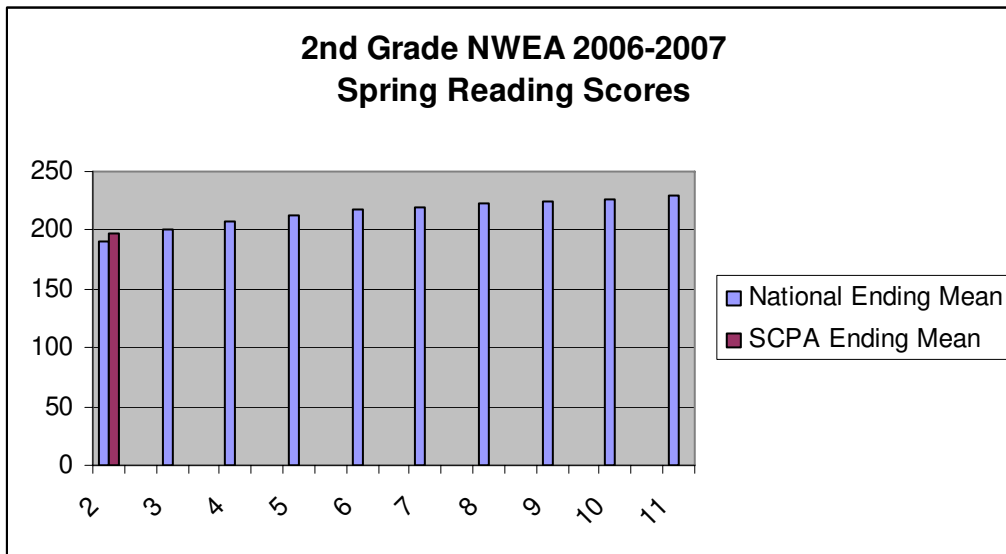
- In the Fall, St. Croix Prep 2nd grade students had a mean score of 183.7 (or 2.3 grade level)
- In the Spring, St. Croix Prep 2nd grade students had a mean score of 198.8 (or 3.7 grade level)

GRADE 2 READING - NWEA MAP ASSESSMENT

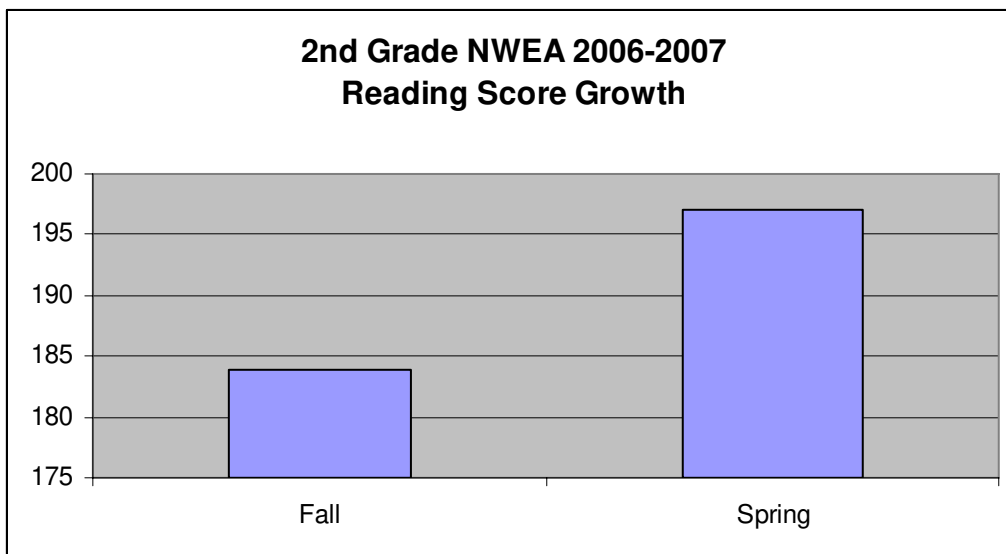


- In the Fall, St. Croix Prep 2nd grade students had a mean score of 183.9
- In the Fall, the National mean score for 2nd grade students was 178

GRADE 2 READING - NWEA MAP ASSESSMENT CONTINUED

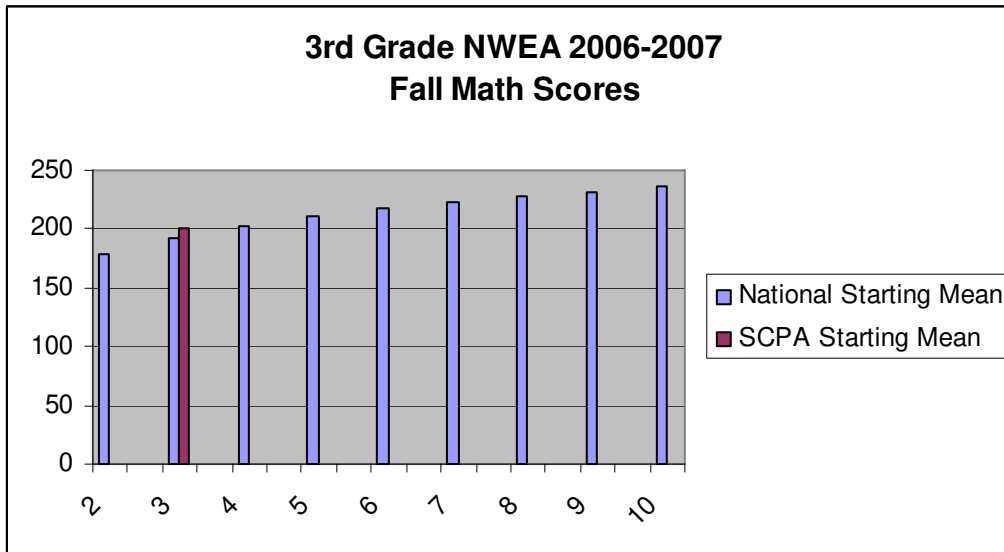


- In the Spring, St. Croix Prep 2nd grade students had a mean score of 197.1
- In the Spring, the National mean score for 2nd grade students was 190

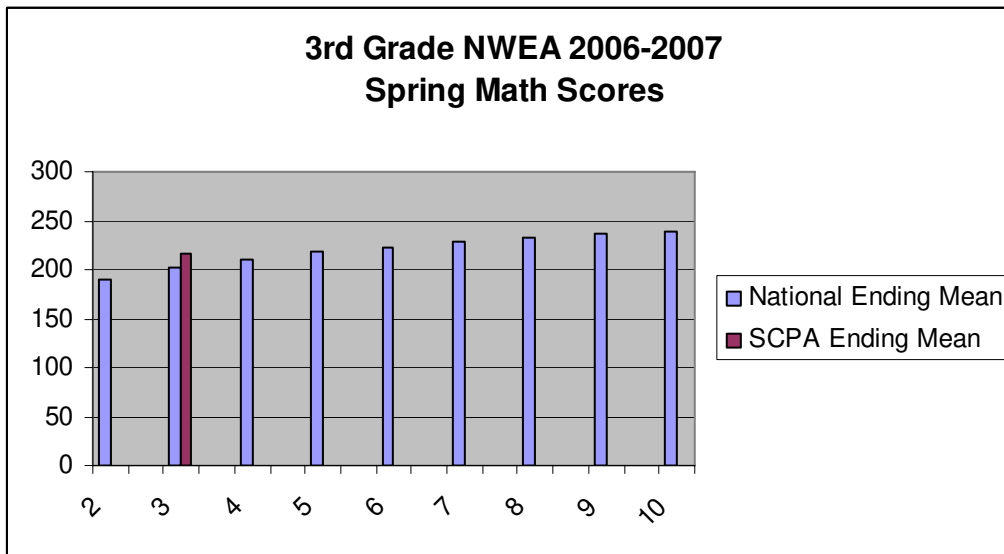


- In the Fall, St. Croix Prep 2nd grade students had a mean score of 183.9 (or 2.4 grade level)
- In the Spring, St. Croix Prep 2nd grade students had a mean score of 197.1 (or 3.7 grade level)

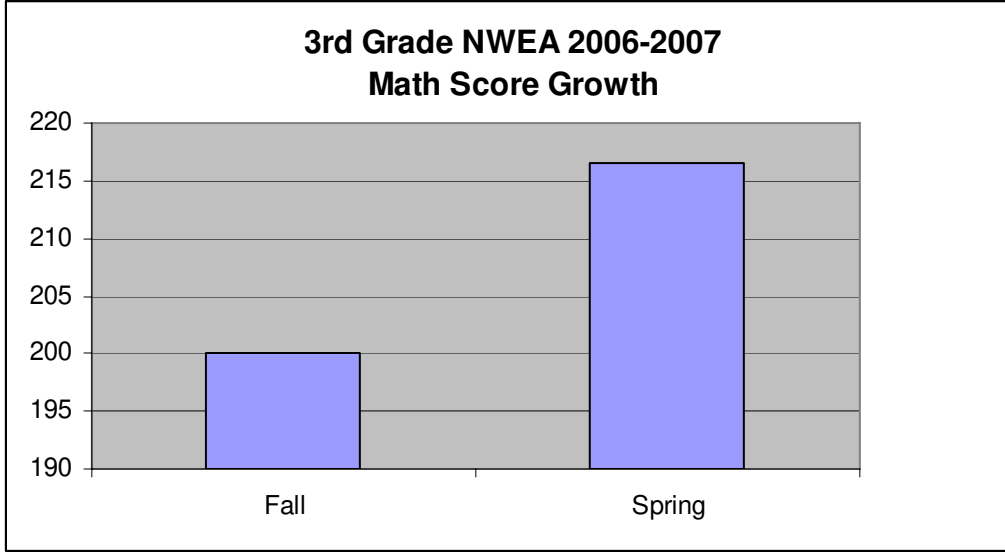
GRADE 3 MATH - NWEA MAP ASSESSMENT



- In the Fall, St. Croix Prep 3rd grade students had a mean score of 200.1
- In the Fall, the National mean score for 3rd grade students was 192

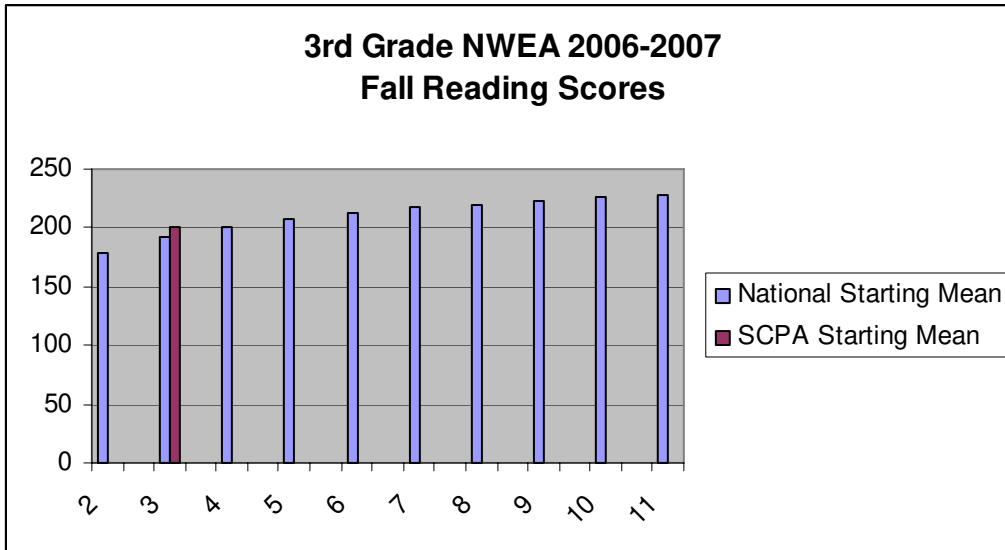


- In the Spring, St. Croix Prep 3rd grade students had a mean score of 216.5
- In the Spring, the National mean score for 3rd grade students was 201.7
- In the Spring, the National mean score for 4th grade students was 211.2
- In the Spring, St. Croix Prep 3rd grade students had a mean score greater than the Spring scores of 4th grade students



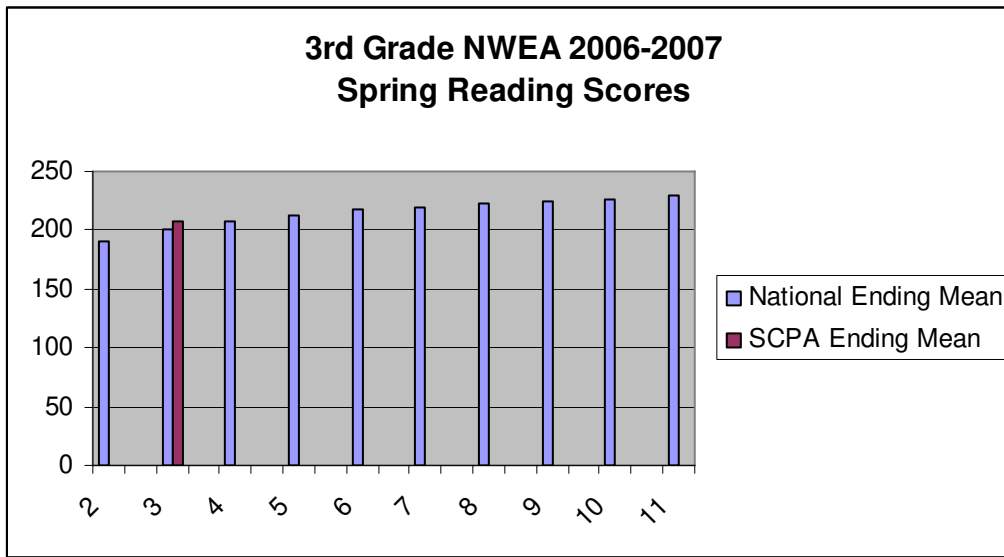
- In the Fall, St. Croix Prep 3rd grade students had a mean score of 200.1 (or 3.8 grade level)
- In the Spring, St. Croix Prep 3rd grade students had a mean score of 216.5 (or 5.6 grade level)

GRADE 3 READING - NWEA MAP ASSESSMENT

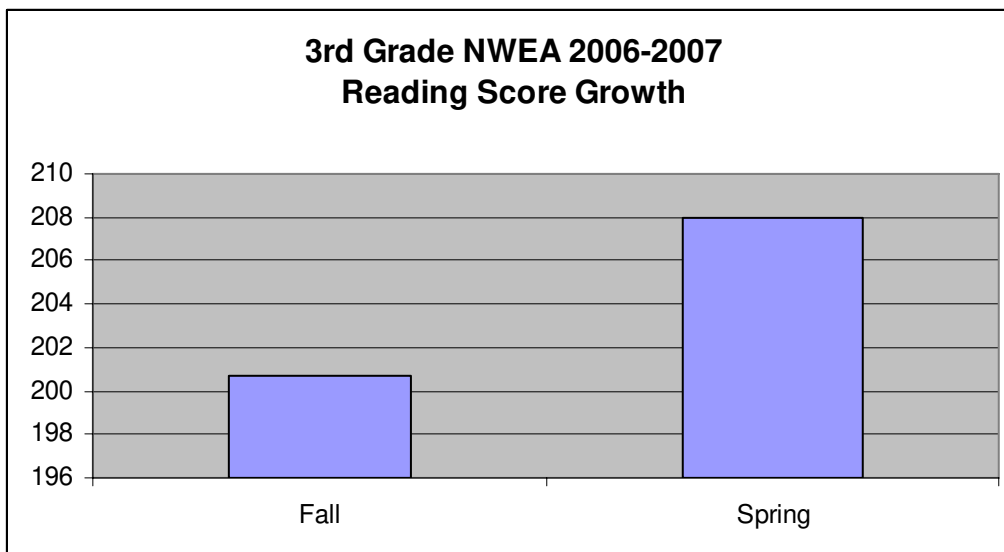


- In the Fall, St. Croix Prep 3rd grade students had a mean score of 200.7
- In the Fall, the National mean score for 3rd grade students was 192

GRADE 3 READING - NWEA MAP ASSESSMENT

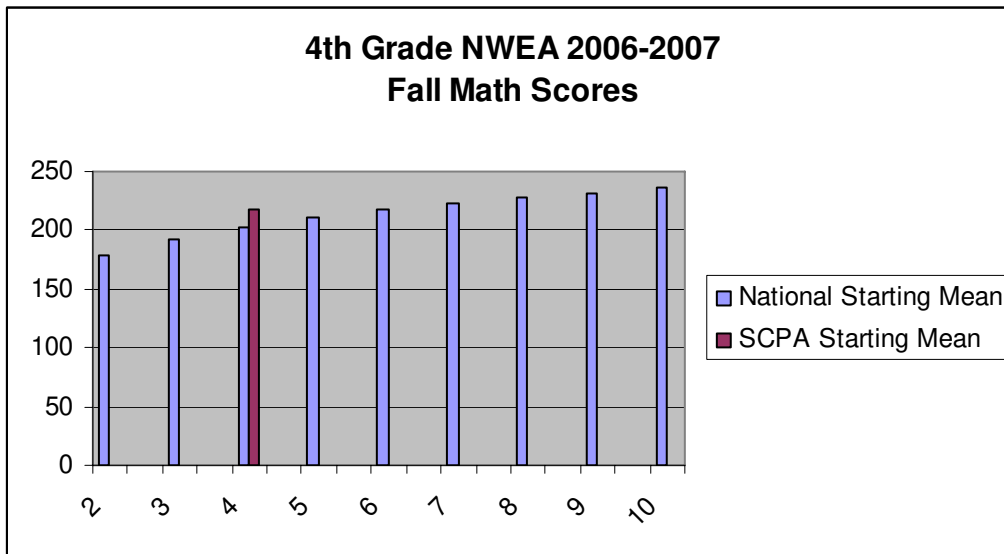


- In the Spring, St. Croix Prep 3rd grade students had a mean score of 208
- In the Spring, the National mean score for 3rd grade students was 200
- In the Spring, the National mean score for 4th grade students was 207
- In the Spring, St. Croix Prep 3rd grade students had a mean score greater than the Spring scores of 4th grade students

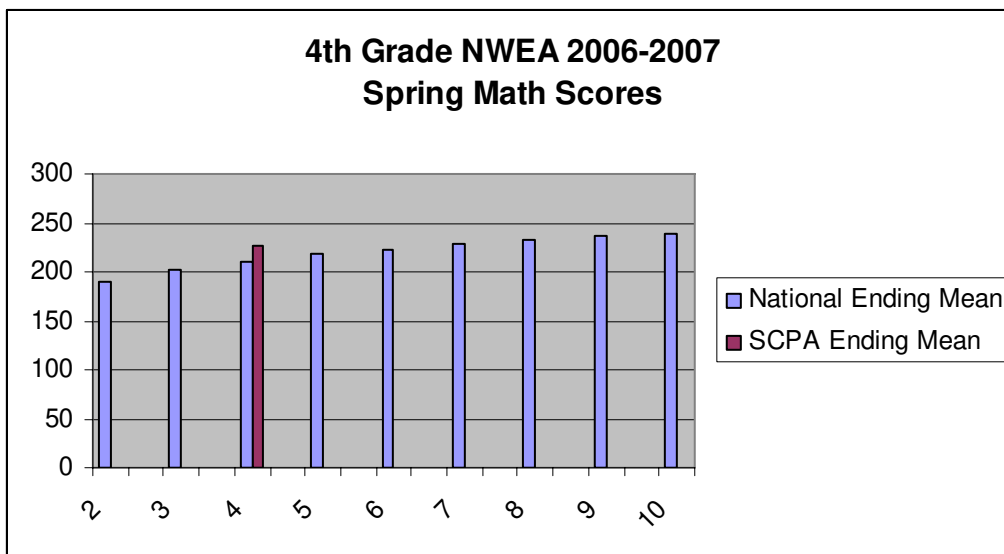


- In the Fall, St. Croix Prep 3rd grade students had a mean score of 200.7 (or 4.0 grade level)
- In the Spring, St. Croix Prep 3rd grade students had a mean score of 208 (or 5.0 grade level)

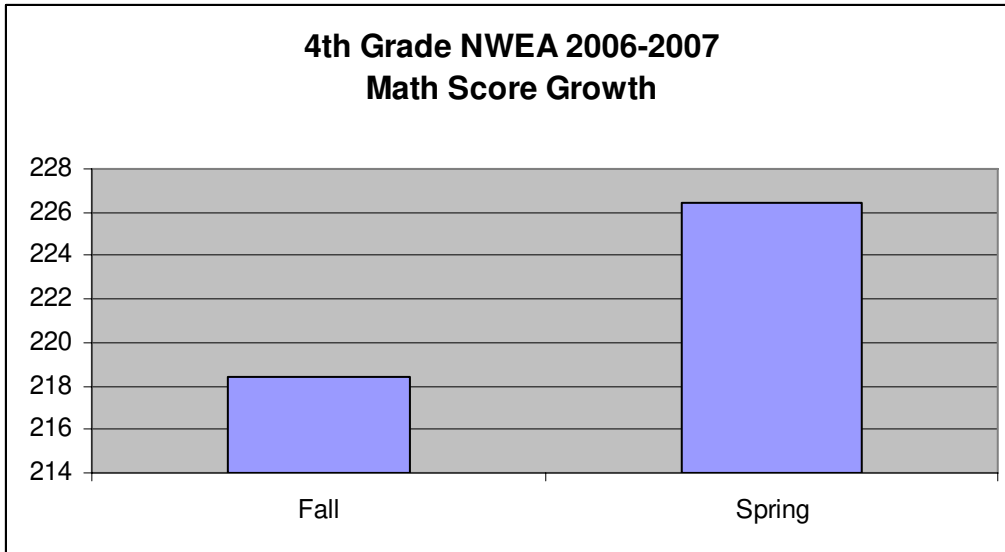
GRADE 4 MATH - NWEA MAP ASSESSMENT



- In the Fall, St. Croix Prep 4th grade students had a mean score of 218.4
- In the Fall, the National mean score for 4th grade students was 202.7

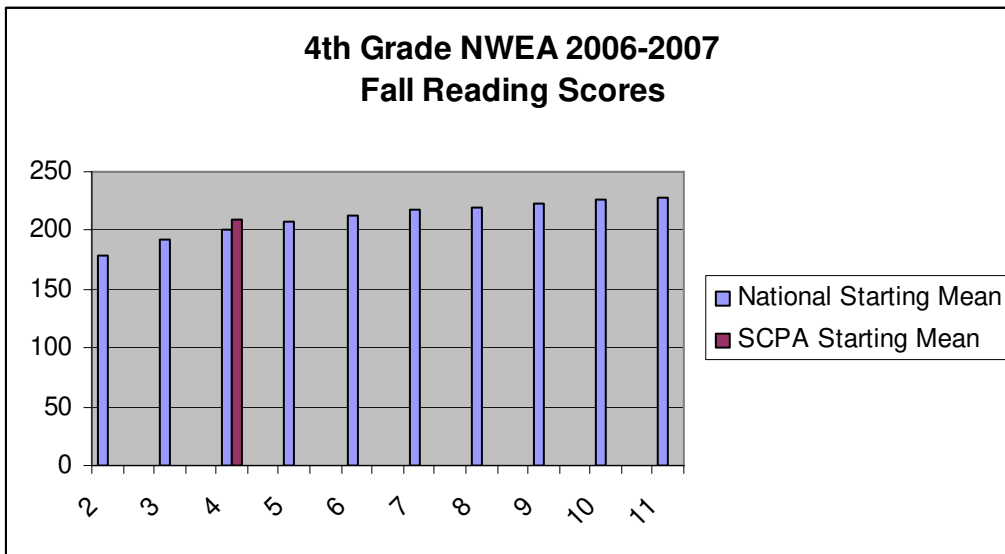


- In the Spring, St. Croix Prep 4th grade students had a mean score of 226.4
- In the Spring, the National mean score for 4th grade students was 211.2
- In the Spring, the National mean score for 7th grade students was 228
- In the Spring, St. Croix Prep 4th grade students had a mean score near the Spring scores of 7th grade students

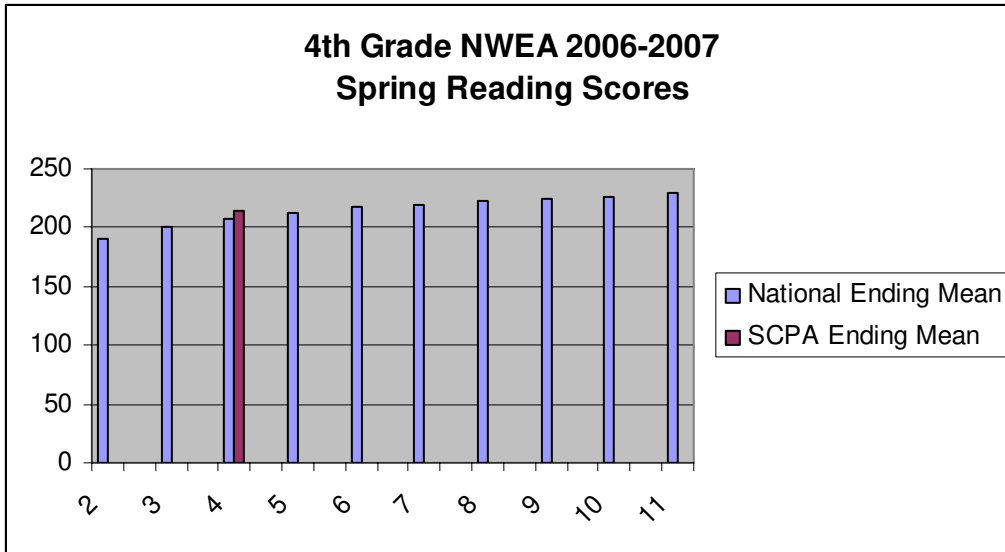


- In the Fall, St. Croix Prep 4th grade students had a mean score of 218.4 (or 6.2 grade level)
- In the Spring, St. Croix Prep 4th grade students had a mean score of 226.4 (or 7.6 grade level)

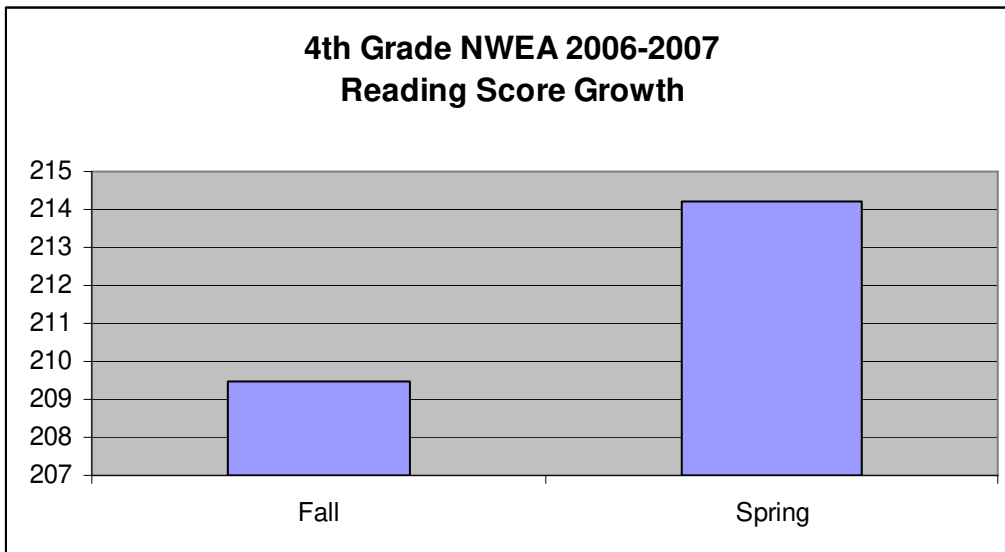
GRADE 4 READING - NWEA MAP ASSESSMENT



- In the Fall, St. Croix Prep 4th grade students had a mean score of 209.5
- In the Fall, the National mean score for 4th grade students was 201

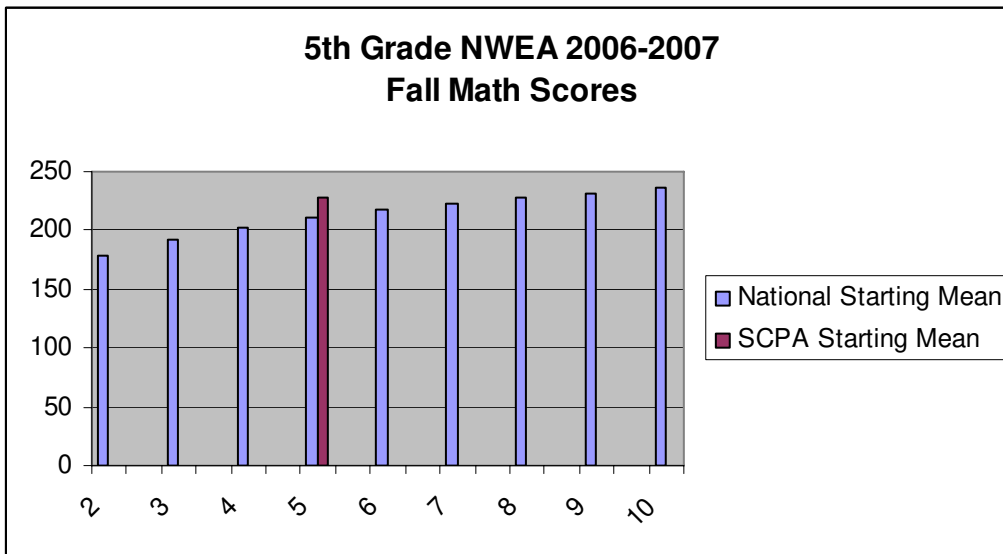


- In the Spring, St. Croix Prep 4th grade students had a mean score of 214.2
- In the Spring, the National mean score for 4th grade students was 207
- In the Spring, the National mean score for 5th grade students was 212
- In the Spring, St. Croix Prep 4th grade students had a mean score greater than the Spring scores of 5th grade students

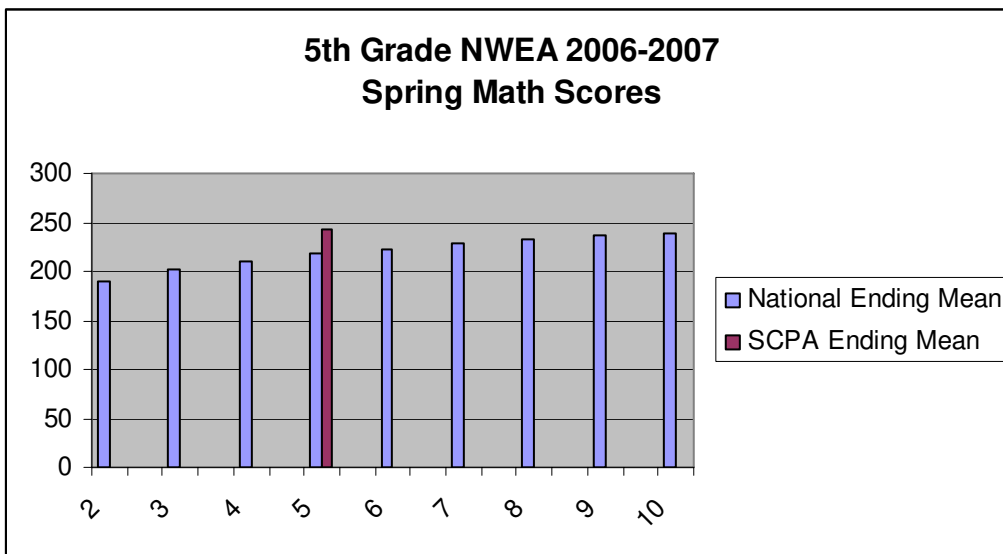


- In the Fall, St. Croix Prep 4th grade students had a mean score of 209.5 (or 5.3 grade level)
- In the Spring, St. Croix Prep 4th grade students had a mean score of 214.2 (or 6.3 grade level)

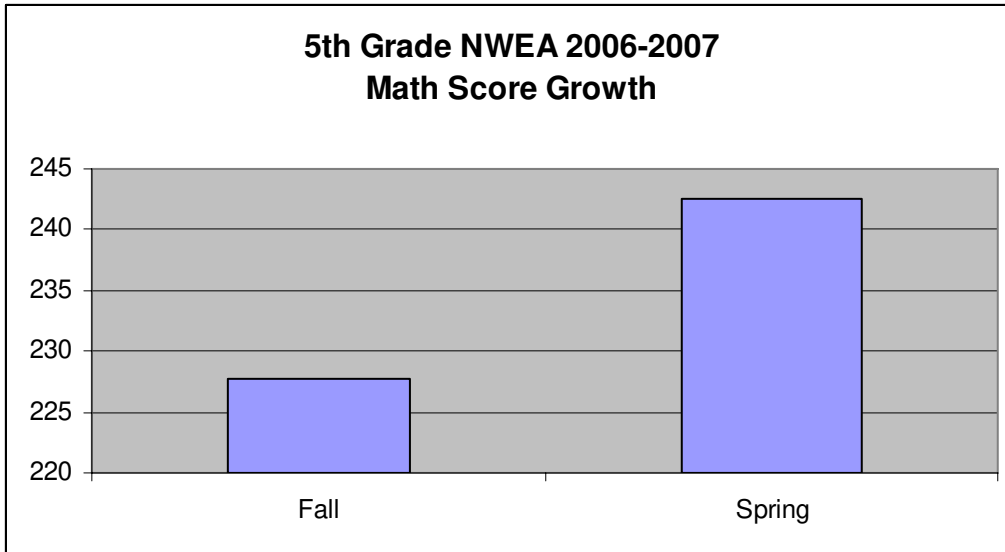
GRADE 5 MATH - NWEA MAP ASSESSMENT



- In the Fall, St. Croix Prep 5th grade students had a mean score of 227.8
- In the Fall, the National mean score for 5th grade students was 211.2

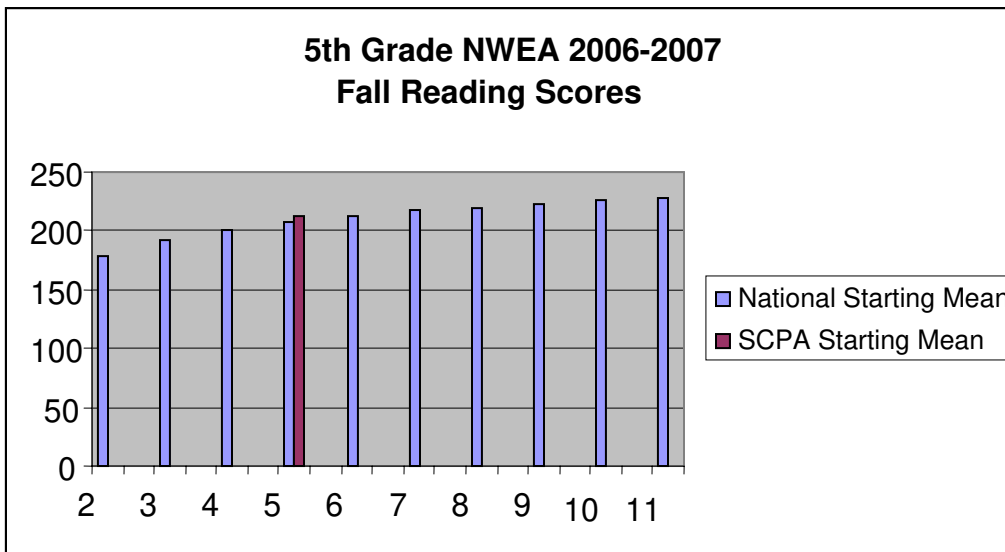


- In the Spring, St. Croix Prep 5th grade students had a mean score of 242.5
- In the Spring, the National mean score for 5th grade students was 218.3
- In the Spring, the National mean score for 10th grade students was 238.1
- In the Spring, St. Croix Prep 5th grade students had a mean score greater than the Spring scores of 10th grade students

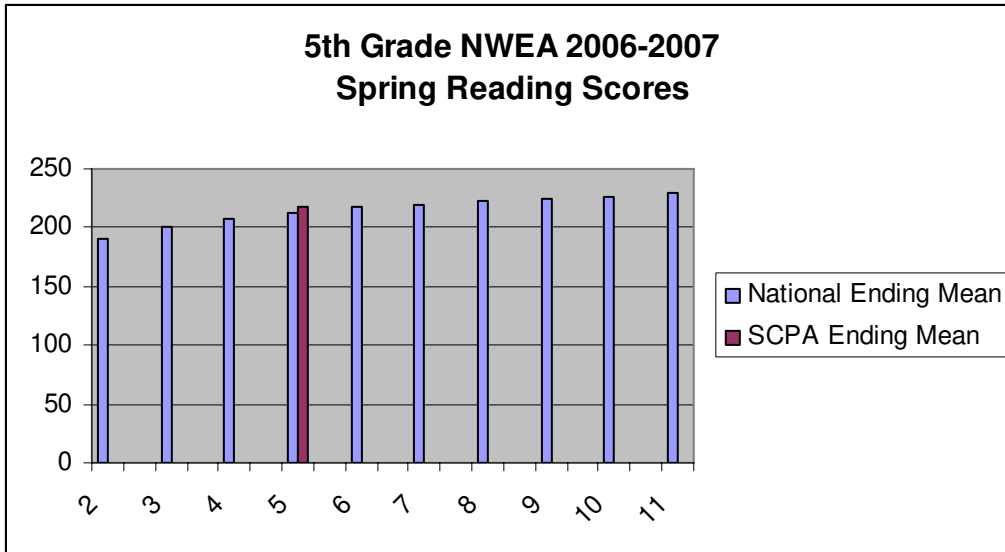


- In the Fall, St. Croix Prep 5th grade students had a mean score of 227.8 (or 7.8 grade level)
- In the Spring, St. Croix Prep 5th grade students had a mean score of 242.5 (or 10.8 grade level)

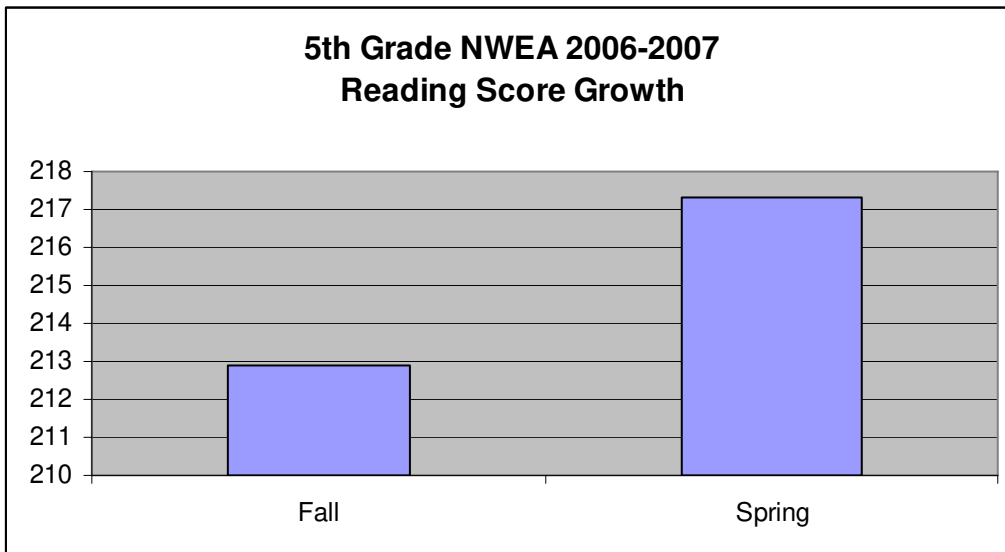
GRADE 5 READING - NWEA MAP ASSESSMENT



- In the Fall, St. Croix Prep 5th grade students had a mean score of 212.9
- In the Fall, the National mean score for 5th grade students was 208

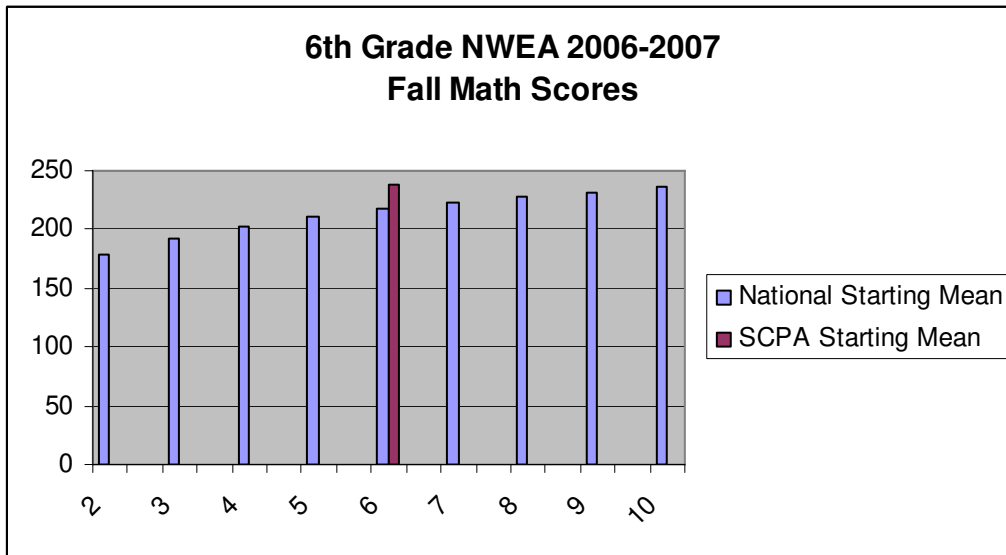


- In the Spring, St. Croix Prep 5th grade students had a mean score of 217.3
- In the Spring, the National mean score for 5th grade students was 212
- In the Spring, the National mean score for 6th grade students was 217
- In the Spring, St. Croix Prep 5th grade students had a mean score greater than the Spring scores of 6th grade students

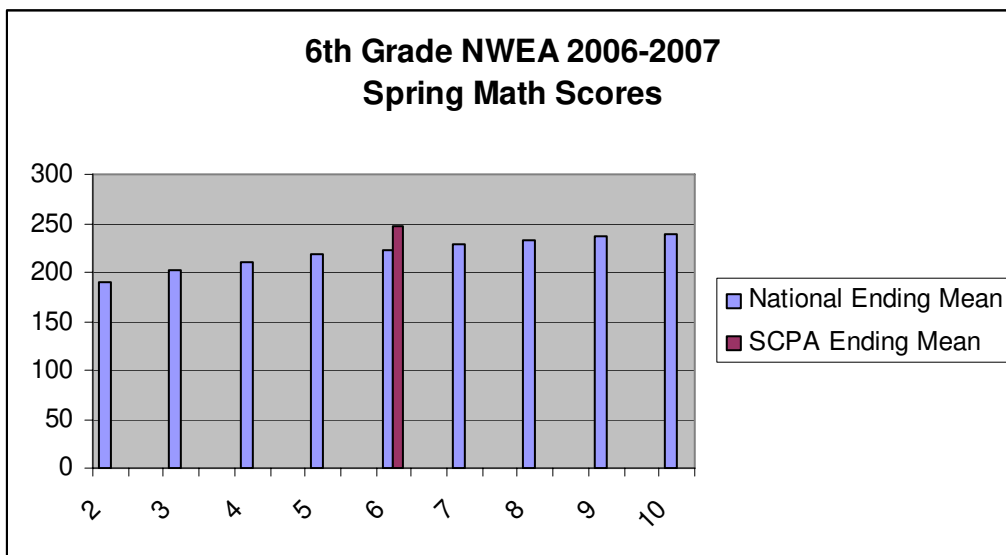


- In the Fall, St. Croix Prep 5th grade students had a mean score of 212.9 (or 6.0 grade level)
- In the Spring, St. Croix Prep 5th grade students had a mean score of 217.3 (or 7.1 grade level)

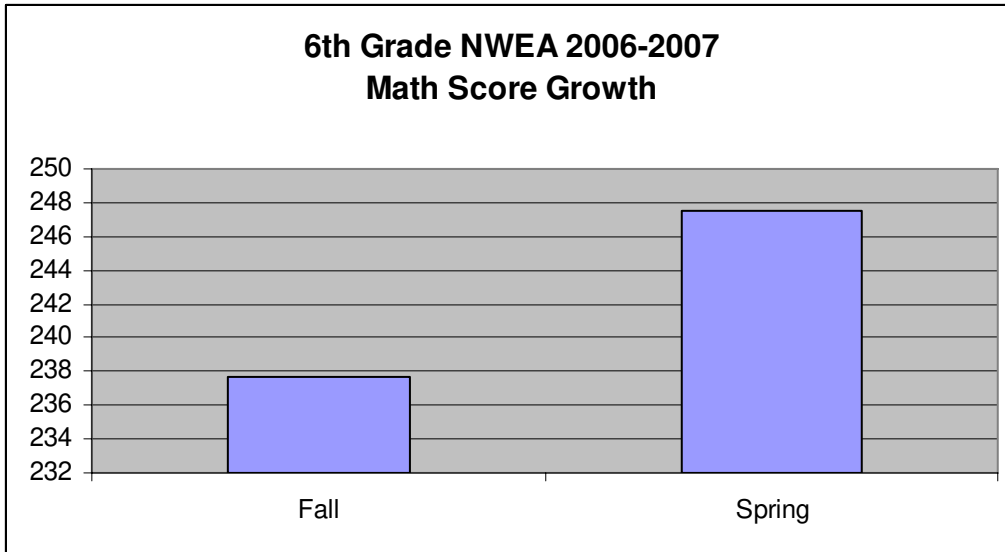
GRADE 6 MATH - NWEA MAP ASSESSMENT



- In the Fall, St. Croix Prep 6th grade students had a mean score of 237.7
- In the Fall, the National mean score for 6th grade students was 217.4

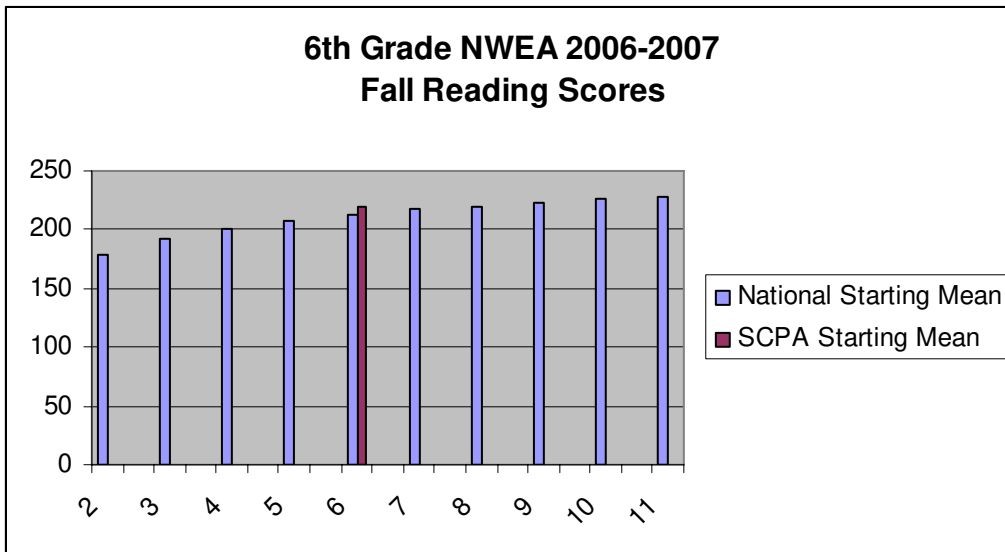


- In the Spring, St. Croix Prep 6th grade students had a mean score of 247.5
- In the Spring, the National mean score for 6th grade students was 212
- In the Spring, the National mean score for 10th grade students was 238.1
- In the Spring, St. Croix Prep 6th grade students had a mean score greater than 12.0 grade level. The scores have exceeded the measurement capabilities provided by NWEA.

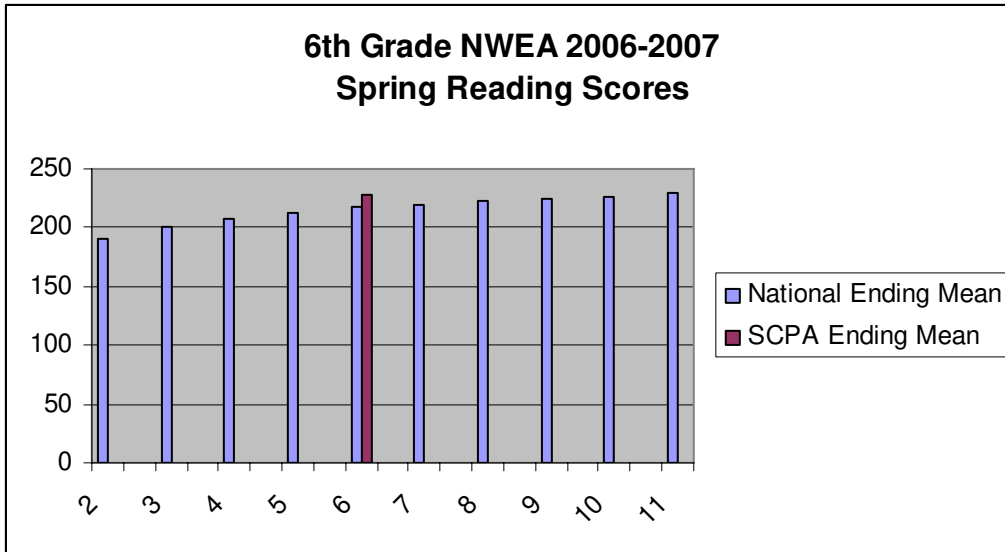


- In the Fall, St. Croix Prep 6th grade students had a mean score of 237.7 (or 10.9 grade level)
- In the Spring, St. Croix Prep 6th grade students had a mean score of 247.5 (or 12+ grade level)
- The Spring scores have exceeded the measurement capabilities provided by NWEA.

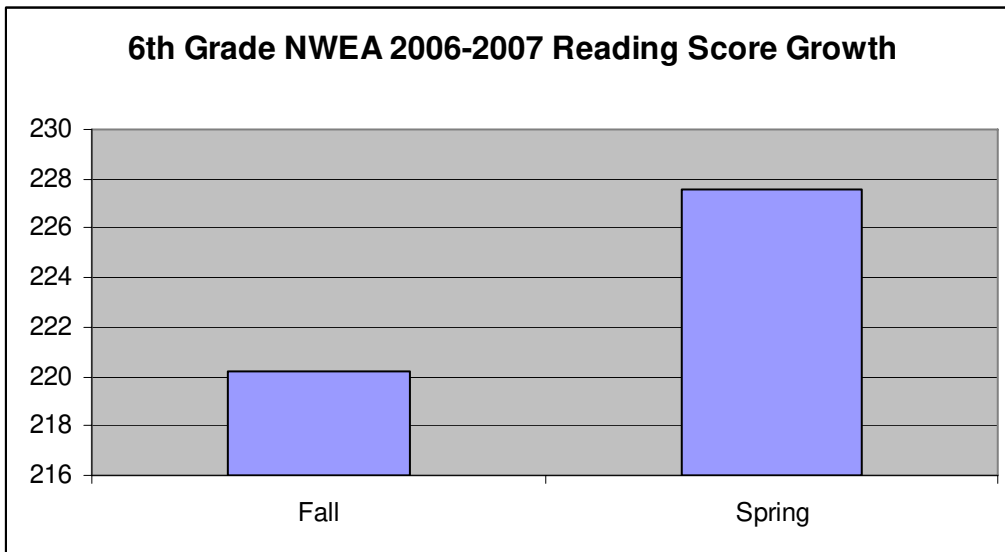
GRADE 6 READING - NWEA MAP ASSESSMENT



- In the Fall, St. Croix Prep 6th grade students had a mean score of 220.2
- In the Fall, the National mean score for 6th grade students was 213

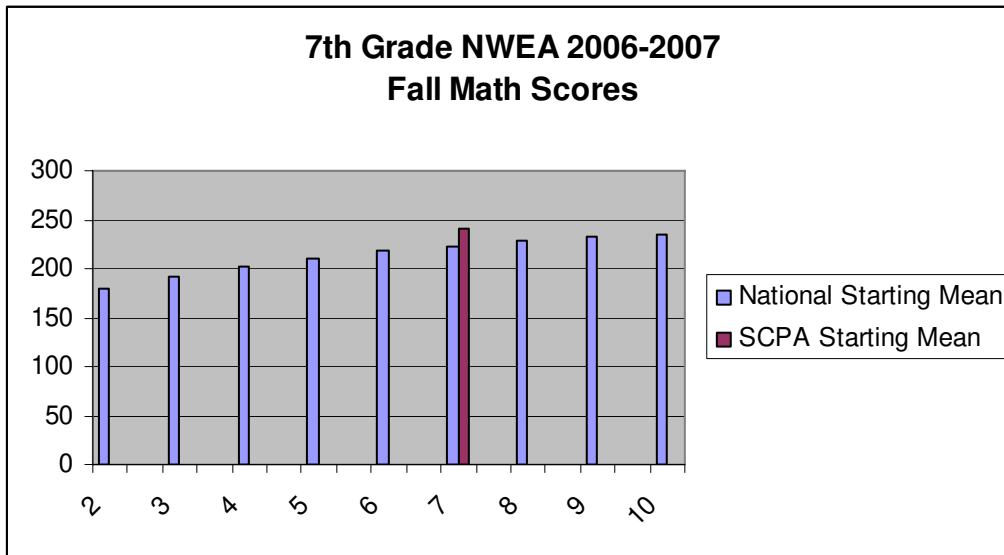


- In the Spring, St. Croix Prep 6th grade students had a mean score of 227.6
- In the Spring, the National mean score for 6th grade students was 217
- In the Spring, the National mean score for 10th grade students was 222
- In the Spring, St. Croix Prep 6th grade students had a mean score greater than the Spring scores of 10th grade students

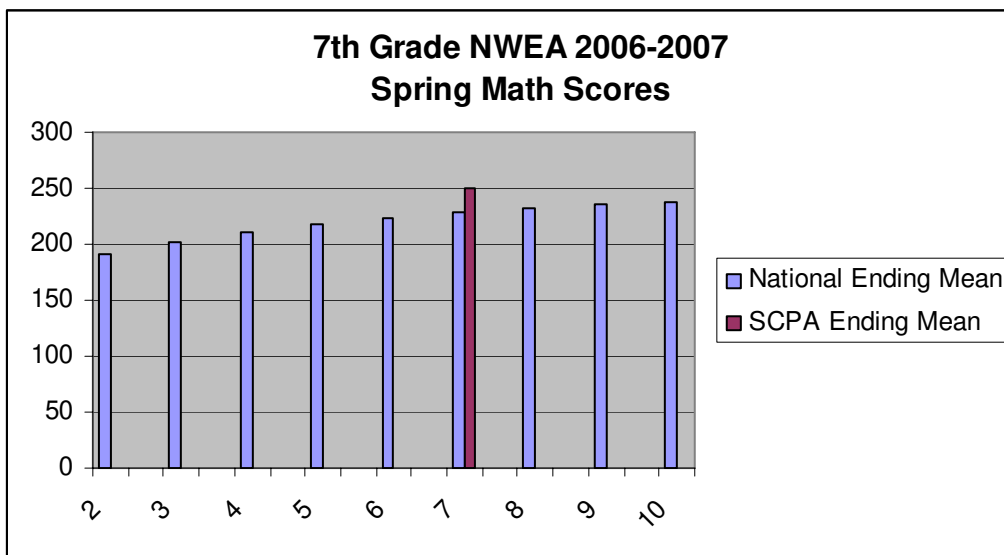


- In the Fall, St. Croix Prep 6th grade students had a mean score of 220.2 (or 8.1 grade level)
- In the Spring, St. Croix Prep 6th grade students had a mean score of 227.6 (or 10.8 grade level)

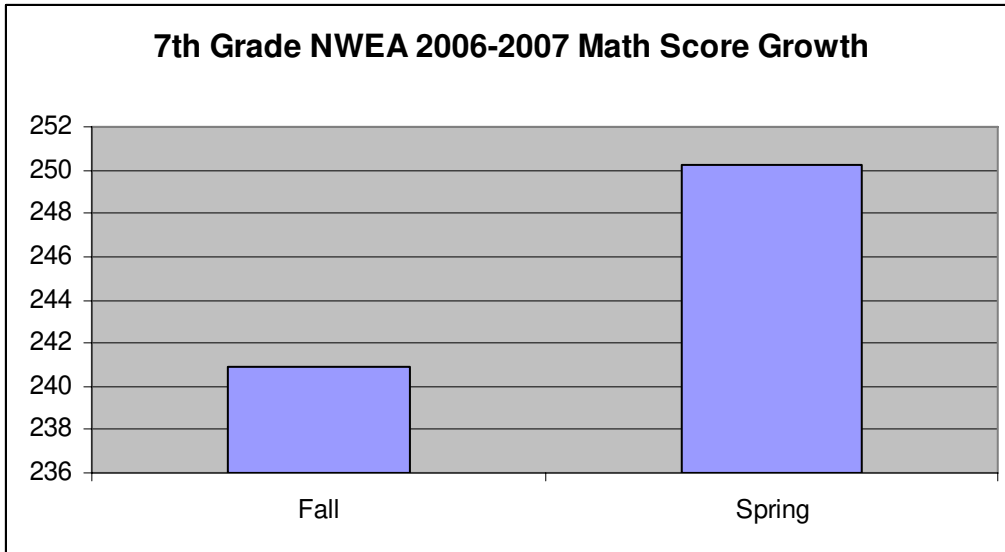
GRADE 7 MATH - NWEA MAP ASSESSMENT



- In the Fall, St. Croix Prep 7th grade students had a mean score of 240.1
- In the Fall, the National mean score for 7th grade students was 223.4

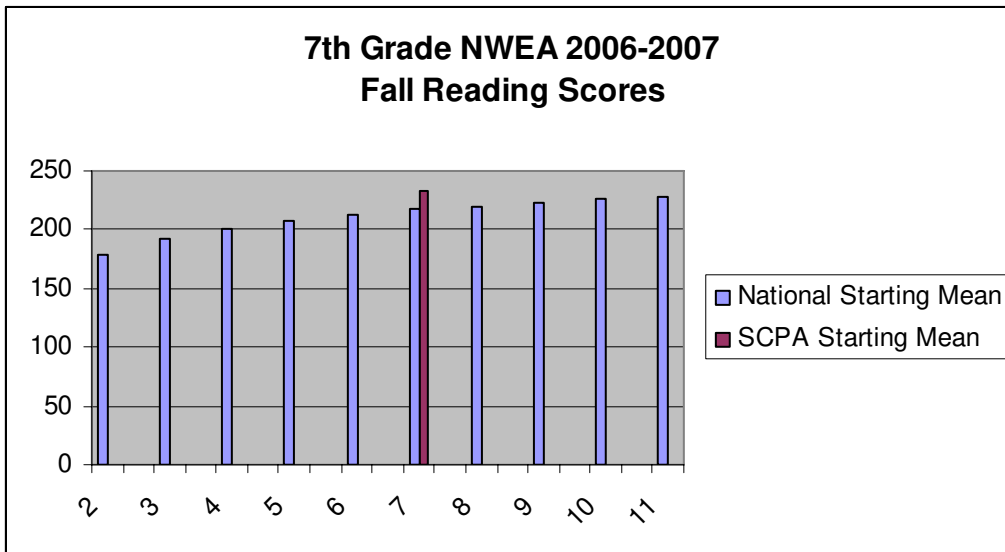


- In the Spring, St. Croix Prep 7th grade students had a mean score of 250.2
- In the Spring, the National mean score for 7th grade students was 228
- In the Spring, the National mean score for 10th grade students was 238.1
- In the Spring, St. Croix Prep 7th grade students had a mean score greater than 12.0 grade level. The scores have exceeded the measurement capabilities provided by NWEA.

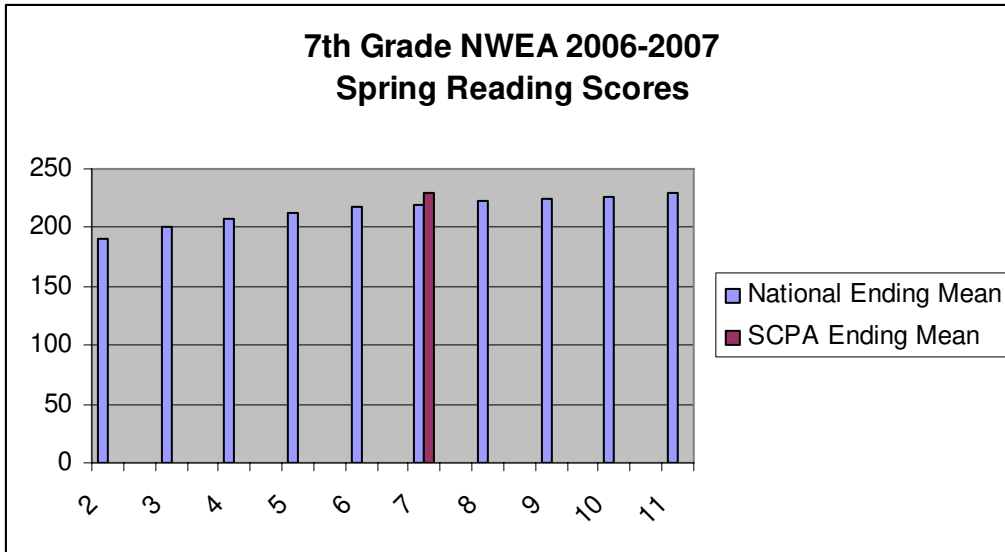


- In the Fall, St. Croix Prep 7th grade students had a mean score of 240.1 (or 12.+ grade level)
- In the Spring, St. Croix Prep 7th grade students had a mean score of 250.2 (or 12+ grade level)
- The Fall and Spring scores have exceeded the measurement capabilities provided by NWEA.

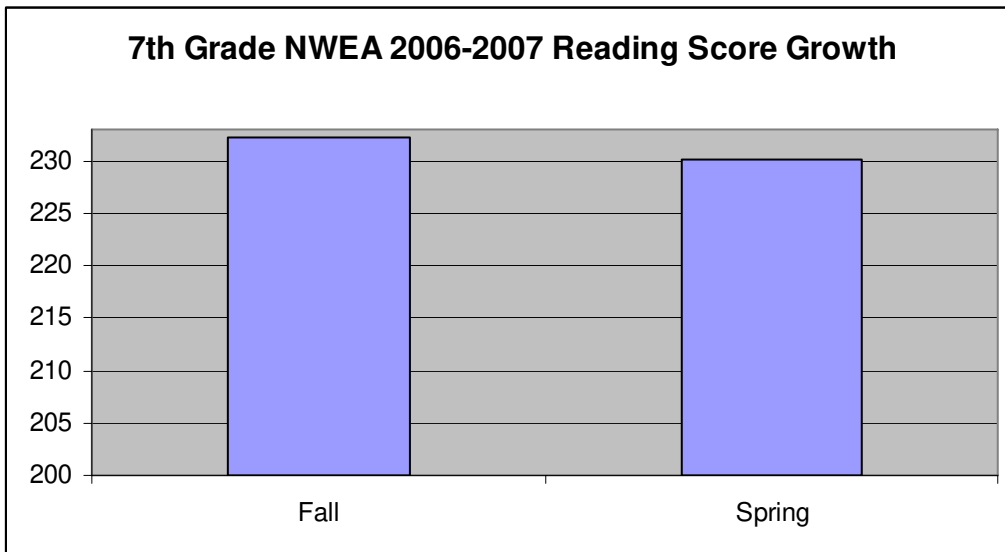
GRADE 7 READING - NWEA MAP ASSESSMENT



- In the Fall, St. Croix Prep 7th grade students had a mean score of 232.2
- In the Fall, the National mean score for 7th grade students was 217



- In the Spring, St. Croix Prep 7th grade students had a mean score of 230.2
- In the Spring, the National mean score for 7th grade students was 220
- In the Spring, the National mean score for 10th grade students was 227
- In the Spring, St. Croix Prep 7th grade students had a mean score greater than 12.0 grade level. The scores have exceeded the measurement capabilities provided by NWEA.



- In the Fall, St. Croix Prep 7th grade students had a mean score of 232.2 (or 12+ grade level)
- In the Spring, St. Croix Prep 7th grade students had a mean score of 230.2 (or 12+ grade level)
- The Fall and Spring scores have exceeded the measurement capabilities provided by NWEA.