

Annual Report for St. Croix Preparatory Academy 2005 – 2006 School Year

Introduction

The purpose of this report is to summarize the progress and achievements of St. Croix Preparatory Academy (St. Croix Prep) in its second year of operation. This study includes information on the 2005-2006 school year, such as student demographics, governance, and finances. The report also includes additional data needed to provide a comprehensive description of St. Croix Preparatory Academy and its educational programs and practices.

This annual educational audit serves to meet the requirement of reporting progress towards the academic and non-academic goals outlined in the charter application approved by the Minnesota Department of Education. This evaluation meets Minnesota's Department of Education requirement for reporting adequate yearly progress.

During its second year of operation, St. Croix Prep received support from Friends of Ascension and the Minnesota Humanities Commission. In addition, the combined efforts and support of the faculty, administration, students, families, and community members were instrumental in implementing and developing a strong, supportive community and a strong academic program.

1. School Vision, Mission Statement, Educational Philosophy, and Sponsor Information

A. Vision

St. Croix Preparatory Academy envisions a learning environment centered on an integrated, rigorous, standards-based, classical curriculum that encourages students to think logically and critically, to communicate effectively and to embrace life-long learning as demonstrated by their successful pursuit of post-graduate education. The Academy will offer a small school community and a rigorous academic environment to area families.

B. Profile

We are the first public school in the eastern suburbs specifically dedicated to offering a demanding classical, liberal arts curriculum with an additional emphasis on development of each student's personal character, and leadership qualities. St. Croix Preparatory Academy will provide a learning opportunity that, until now, has only been available at select private schools.

St. Croix Preparatory Academy was founded by parents, educators, and business people who wanted a more challenging education for their students. They wanted a school that demanded an education that challenges student to achieve to their highest potential as well as put forth their best in behavior, attitude, and effort. We are creating a college prep educational program based on true inquiry, intellect, and character. By focusing on a students' character and leadership qualities, in addition to their developing academic potential, St. Croix Preparatory Academy is committed to developing young adults who are prepared to lead abundant and responsible lives as contributing members of our society.


C. Mission Statement

St. Croix Preparatory Academy will develop each student’s academic potential, personal character, and leadership qualities through an academically rigorous and content-rich educational program grounded in the classical tradition.

D. Educational Philosophy

St. Croix Preparatory Academy is based on a classical model of education. A classical model focuses on providing students with the life long educational tools to learn and think for themselves. The classical tradition is grounded in the time-tested methodology of learning called the “Trivium”, which recognizes that critical learning skills must precede critical thinking skills. The Trivium methodology is organized into the following three stages corresponding to the general stages of a student’s cognitive development:

- Grammar.** The first phase of the Trivium is Grammar (grade level K - 4). Grammar emphasizes the facts and rules of each subject that later learning is built upon. This stage focuses on the accumulation of knowledge and the rules related to each particular subject. This mirrors the stage of development where children love to mimic, recite, chant, and memorize. The objective of this phase is to provide each student with a strong foundation of subject matter KNOWLEDGE.
- Logic.** The second phase is Logic (grade level 5 - 8). Logic focuses on a students’ ability to analyze and interact with the knowledge acquired in the Grammar stage. The Logic stage is the phase where understanding is grasped. This corresponds with the student’s curiosity and desire to ask questions. The objective of the Logic phase is UNDERSTANDING.
- Rhetoric.** The final phase is Rhetoric (grade level 9 - 12). Rhetoric teaches a student how to express and discuss a subject. Rhetoric is the communication stage, where students defend and refute opinions based on their understanding and knowledge of subject matter. This fits nicely with the students’ affinity for contradiction and argumentation. The objective of the Rhetoric phase is COMMUNICATION.



GRAMMAR				LOGIC				RHETORIC			
K/1 st	2 nd	3 rd	4 th	5 th	6 th	7 th	8 th	9 th	10 th	11 th	12 th
KNOWLEDGE				UNDERSTANDING				COMMUNICATION			
Knowledge - Comprehension				Application -- Analysis				Synthesis -- Evaluation			

E. Sponsor Information

Sponsor:	Friends of Ascension
Sponsor Contact:	Beth Topoluk
Sponsor Address:	Friends of Ascension 200 Lake Street East Wayzata, MN 55391
Second Year of Operation:	2005-2006
Sponsor Contract Duration:	St. Croix Prep is in the second year of a three year term.
Accountability Initiatives:	See Friends of Ascension Oversight Program discussion below.

Friends of Ascension Oversight Program

Friends of Ascension (“Friends”) monitors the three critical areas of charter school operations: academic performance, finance, and reporting and legal compliance. The monitoring program is described below.

1. Academic Performance. Monitoring academic performance occurs through three basic avenues: testing, site visits, and review of annual reports.
 - (a) Testing. Friends requires regular testing to measure student performance, and student performance results must meet or exceed the results required by non-chartered public school students. The testing required by Friends is set forth in its charter contract with its schools. Generally, however, testing data is reviewed each semester to ensure that the goals of the schools are being met, both in terms of individual student performance and for the school as a whole. Testing data is compared with other schools to measure performance.
 - (b) Site Visits. Friends engages in both unannounced and scheduled site visits. In addition to general observation and classroom visits, site visits may include interviews with the school leader, business manager, selected school teachers, students, and available parents and board members. Friends site visits also include an analysis as to whether the facility, school climate, and learning program constitute an effective learning environment promoting the academic goals. Friends provides feedback following each site visit; feedback may be oral and/or written.
 - (c) Annual Reports. Friends requires that the school prepare an annual report which details the school’s evaluation of meeting each its academic performance goals.

To assist with its sponsoring responsibilities with respect to academic performance, Friends has contracted with the Minnesota Humanities Commission. The Commission’s staff has assisted in the implementation of academic programs at over thirty schools in Minnesota over the past ten years. Through its contract with the Minnesota Humanities Commission, the Commission assists with monitoring the implementation of the academic program at each school. Friends has also implemented a support network for the schools it is sponsoring to engage in mutual support and problem solving.

2. Finance. Friends’ oversight of financial affairs is accomplished primarily through a review of financial statements and the independent audit.

- (a) Financial Statements. Prior to the July 1st before school opening, the school must submit to Friends an annual budget adopted by the School Board.

The school must also submit monthly financial statements to Friends as well as cash flow projections when requested by Friends. The financial statements must contain budget and actual expenses and contain explanations for all items exceeding budget and the manner in which the excess items will be resolved. Friends strongly encourages that its sponsored schools utilize a recognized provider of accounting services for charter schools in the initial years of operation.

- (b) Independent Audit. By the date specified in its charter contract, the school must submit to Friends its independent audit report along with any school management response.

As a secondary mechanism to monitor financial affairs, site visit interviews with the school business manager and board members may reveal financial concerns.

3. Reporting and Legal Compliance. Friends' oversight of reporting and general legal compliance is accomplished primarily through review of documentation, site visits, and communication with the Department of Education.

- (a) Governance. The school must submit board meeting minutes to Friends on a timely basis, generally prior to the next scheduled school board meeting. Friends may attend board meetings on either an announced or unannounced basis and is available to attend specific meetings upon request by the school.

- (b) Annual Reports. Friends requires each school to submit an annual report which details the school's evaluation of meeting State reporting requirements.

- (c) Site Visits. Friends engages in both unannounced and scheduled site visits. In addition to general observation and classroom visits, site visits may include interviews with the school leader, business manager, selected school teachers, students, and available parents and board members. Site visits may also include a review of pertinent files. General observation, interviews, and review of selected files during site visits facilitate determination by Friends of the school's general compliance, including compliance with the Minnesota Open Meetings Law, Public Employment Relations Act, teacher licensing requirements, student immunization compliance, Minnesota Human Rights Act, Minnesota Pupil Fair Dismissal Act, Minnesota Public Schools Fee Law, special education requirements, financial controls, and open enrollment processes.

Friends has asked that the Minnesota Department of Education inform Friends if the school is not reporting properly and to share copies of all pertinent correspondence between the school and the MDE. Friends adopts a similar procedure regarding compliance with local, State and Federal laws.

Remediation. Should a sponsored school fall short of its agreed-upon academic standards, financial targets, or fail in any aspect of reporting and legal compliance, Friends engages in a range of possible interventions including:

- Friends notifies the school leader or board chair of areas of concern
- Friends formally notifies the school board of areas of concern

- Friends recommends that the school board develop an improvement plan
- Friends requires that the school board adopt a performance improvement plan agreed to by Friends
- Friends initiates a notice and action plan whereby it intends to revoke sponsorship

NCA Accreditation. In addition to Friends’ Oversight and Accountability Plan, all Friends sponsored schools are required to be accredited by the North Central Association. Obtaining accreditation is a multi-year process, and this accreditation process involves an administrative review, governance review and training, academic performance goal setting review, self-evaluation, and critical evaluation.

2. Student Background/Demographics

A. Number of Students Enrolled

St. Croix Preparatory Academy opened its first year with 200 students in grades K-7. In 2005-2006 St. Croix Prep opened up an additional Kindergarten class and the seventh grade students from the previous year became eighth grade students. Enrollment for the 2005-2006 school year totaled 252 students. A full time educational assistant is in all of the K-3 classes. In addition, a long waiting list continues to be present in each of the grades.

Enrollment for each grade level		10/1/2004	10/1/2005	5/10/2006	06-07 (proj)
	K	25	50	50	50
	1	25	26	26	50
	2	25	25	25	50
	3	25	26	26	25
	4	25	25	25	25
	5	25	25	25	25
	6	25	25	25	30
	7	25	25	25	30
	8	25	25	25	30
	9	--	--	--	30
TOTAL ENROLLMENT		200	252	252	345
Waiting list for each grade	K	13	11	45	TBD
	1	0	28	32	TBD
	2	9	12	42	TBD
	3	4	22	27	TBD
	4	4	23	41	TBD
	5	8	19	43	TBD
	6	9	23	18	TBD
	7	3	22	18	TBD
	8	--	9	13	TBD
	9	--	--	--	--
TOTAL WAITING LIST		50	169	279	--

B. Key Demographic Trends

St. Croix Preparatory Academy demographic data corresponds to the demographics for the geography in which it is located. Demographics for the Stillwater community show “caucasian” population equal to 99%. St. Croix Prep shows a “Caucasian” population of 91%, reflecting a slightly more diverse population than the Stillwater demographics.

St. Croix Prep Demographics

Demographic Data	10/1/2004	10/1/2005	5/10/2006	06-07 (proj)
Male	102	121	121	155
Female	99	131	131	186
Spec. Ed.	15	19	18	18
Latino	6	10	10	12
Asian / Pacif.	11	8	8	13
White	184	235	235	313
Am. Indian	--	--	--	--
Afr American	1	1	1	3
F/R Lunch	--	--	--	--
LEP	--	--	1	3
TOTAL STAFF	24	27	27	38
Staff Turnover	2	0	2	0

3. Student Participation

- Average daily attendance rate: 98% or 247 students
- Mobility rate: 4%

4. Teacher Staffing Information

St. Croix Preparatory Academy employed 27 personnel during the 2004-2005 school year. Aside from the licensed teachers noted below, St. Croix Prep had three personnel in administration (Executive Director, Finance Manager, and Office Manager); five personnel serving as Educational Assistants in Grades K-3 (thus reducing the student teacher ratio significantly); three community experts (Latin, Orchestra, and Spanish instruction); and one program director (St. Croix Prep's before/after school program).

Name	File #	Assignment	Licensed Area	Status*
Lisa Heathcote	327041	K	Pre K-6 Elementary Education	R
Ann Celiberti	423412	K	K-6 Elementary Education & 3-K Pre- Primary	R
Christiane Reilly	402755	1	K-6 Elementary Education & 5-8 Communication Arts/Literature	R
Amanda Ferris	411026	2	K-6 Elementary Education & 3-K Pre- Primary	R
Julie Coe	284186	3	1-6 Elementary Education	R
Jessica Zepeda	416050	4	K-6 Elementary Education & 5-8 Social Studies	R
Jed Kees	395156	Science	1-6 Elem. Ed., Mid School Earth & Space Science, 5-8 Science Variance	R
Brian Gould	316018	English	7-12 English/Language Arts, 5-8; Variance 5-8 Communication Arts/ Literature	NR

Name	File #	Assignment	Licensed Area	Status*
Erin Witzmann	416054	Math	K-6 Elementary Education & 3-K Pre- Primary; 5-8 Math Variance	R
Stacy Anderson	430352	Math	5-12 Mathematics; K-8 Latin Community Expert	R
Rebecca Iacono	411195	Social Studies	K-6 Elem. Ed. Variance, 7-12 Social Studies	R
Teri Sue Hitchcock	416849	Math	K-6 Elementary Education & 5-8 Mathematics	R
Serese Honebrink	329805	Phy Ed	K-12 Physical Ed., K-12 Health Ed., 7-12 Coaching	R
Chad Olson	416406	Music	K-12 Instr. (Band/Orch) & Classroom Music	R
Anna Maakestad	385002	Art	K-12 Visual Arts	R
Ann Myers	361128	Art	K-12 Visual Arts	NR
Paula Bhagyam	290525	Special Ed	Spec Learn Disabilities	R

* R = Return, NR = Not Return

Licensed Teacher Turnover Rate: 12%

5. Governance

The St. Croix Preparatory Academy Board consists of seven voting members; one is a founding board members; three are faculty members; and three are parents of St. Croix Prep students. We believe this make up reflects the partnership necessary for the success of our school. We will begin conducting Board elections during the initial part of the 2006-2007 school year. These will be completed within the timeframe specified by the Minnesota charter school law.

School Board Members

Name	Position Held	Background	Start Date	Term
Carroll Davis-Johnson	Director	Parent	10/27/2004	Appointed
Jon Gutierrez	Director	Founding Board/Chair	8/6/2003	Appointed
Lisa Heathcote	Director	Teacher	8/18/2004	Appointed
Jed Kees	Director	Teacher	8/18/2004	Appointed
Lance Anderson	Director	Parent	8/6/2003	Appointed
Anna Maakestad	Director	Teacher	3/10/2004	Appointed
Jim Markoe	Director	Parent	8/18/2004	Appointed
Brian Sweeney	Director	Founding Board	Resigned	N/A

Advisory Board of Directors

Name	Position Held	Background	Start Date	Term
Gretchen Chilkott	Advisory Director	Community Member	3/10/2003	NONE
Kelly Gutierrez	Advisory Director	Founding Board	8/6/2003	NONE

Members of the Advisory Board of Directors represent over 50 years of experience in the professional education and finance environment.

As noted in this document, finding facilities to accommodate St. Croix Prep’s future growth is the hurdle which presents the most challenge for the school. Some of the transition in the school’s board membership is due to these leaders forming the leadership of Friends of St. Croix Preparatory Academy, a legally separate 501c3 organization formed for the purpose of developing a long term facility strategy.

6. Accountability Data from 2005-2006

NCLB requires that all students reach proficiency on state standards by 2013-2014. The State of Minnesota uses the MCA test results to determine proficiency. This year St. Croix Preparatory Academy students took the MCA II tests. At the time of this submission finalized results for these tests have not been received. The preliminary results received are noted below:

MCA-II	Reading		Math	
	2006		2006	
Grade	St. Croix Prep Proficiency %	Minnesota Proficiency %	St. Croix Prep Proficiency %	Minnesota Proficiency %
3	92/96	82.2	100	78.8
4	76/84	77.4	100	70
5	96	77.6	72/76	60
6	96/100	72.3	88/96	60.3
7	88	67.5	76	58.8
8	80/84	65.7	64/72	58.1

The **bold** proficiency percentages reflect percentages if special education students are not included in the analysis. While St. Croix Prep does not have a large enough population of special education students to warrant a separate analysis, the school feels that inclusion of this data gives a more complete picture of our achievement results.

In its first year of operation (school year 2004-2005), St. Croix Prep had a Math proficiency of 93% and a Reading proficiency of 89%. Differences in the 2005-2006 performance are likely due to the changes in the test (MCA vs. MCA II) and the proficiency percentage including all students in grades 3 through 8.

During the 2005-2006 school year St. Croix Prep also administered the NWEA MAP assessment. Detailed scores are included in an appendix included as a part of this report. Over 95% of the students achieved a growth of 1.1 years in the math and reading tests. It should be noted however, it appears that St. Croix Prep will need to determine additional assessment tools to evaluate students in grades 5-9. St. Croix Prep students are testing beyond the normal measurements of NWEA.

7. Program Successes

An overall observation by the Board, administration and faculty is that St. Croix Prep seems to be experiencing successes and challenges normally experienced by schools that have been in existence much longer than two years. The second year at St. Croix Preparatory Academy had many program successes. These are noted below:

A. Enrollment

Enrollment is one of the keys to viability in the first years of a charter school's operations. St. Croix Prep's full enrollment (252 students) and long waiting list (nearly 300) ensured that classes operated at capacity. Very few students left St. Croix Prep during the school year (under 10) and when students did leave, the available spots were quickly filled.

B. Parent Involvement/Satisfaction

St. Croix Prep experienced significant parental involvement from pre-opening to the final days of the second year of classes. Their satisfaction (97%) was noted in the surveys we conducted as well as in the number of students who indicated their intent to return to St. Croix Prep the following year (243/252).

C. Test Results

The test results of St. Croix Prep students yielded impressive results. St. Croix Prep administered NWEA MAP and the Minnesota Comprehensive Assessment II tests. As noted above, public release of the MCA II results will be the final determination of whether annual yearly progress goals were surpassed. Preliminary results seem to indicate this goal was accomplished. The NWEA MAP results are illustrated in the Appendix. These results indicate that St. Croix Prep achieved the results of 1.1 grade growth as stated in its charter.

D. Finances

In our first year of operations St. Croix Prep will end the year with approximately \$133,000 in its fund balance (over 8% of the 2004-2005 budget). During the second year of operations St. Croix Prep will add an additional \$40,000 to the fund balance. St. Croix Prep continues to show fiscal responsibility in its operations.

E. Programming

Apart from the core academic classes, St. Croix Preparatory Academy offered Art, Music, Physical Education and Spanish for all students beginning in Kindergarten. The school also offered Latin and Music Performance electives (Band and Orchestra) for students in grades 5-8. In addition, educational opportunities outside of the traditional classroom included field trips to the MN History Museum, Body Worlds, Science Museum, Como Planetarium, Mill City Museum, Aamodt Apple Orchard, Mozart Mania (Orchestra Hall), Hamlet (Guthrie), Warner Nature Center, and Jim Dimmer Art Studio.

8. Program Challenges

The operations at St. Croix Prep went very smoothly considering it was only in its second year. Overall the sense was that the challenges presented were more representative of a school that had been in existence for a longer period of time. With that said, there were still many challenges encountered during the second year of operations.

A. Facilities

There is nothing more important to the viability of St. Croix Prep than finding a facility able to accommodate the projected short term and long term growth of the school. St. Croix Prep anticipated 125 students in the first year of operations; actual enrollment was 200 students in grades K-7. This immediately decreased the useful life of the Current Space. An educational module and additional leased space were obtained to accommodate the second year enrollment of 252 students. Additional space has been leased to meet the needs of year 3, but this facility will be located a few blocks from the existing school and will therefore present additional challenges.

Currently the Board has adopted these definitions:

- Current Space – the facilities where St. Croix Prep is currently operating;
- Transitional Space – the facilities that are capable of fulfilling St. Croix Prep’s space needs for the next three to five years;
- Permanent Space – the location where St. Croix Prep will operate on a long term basis, 20 to 30 years.

The search for facility space is further complicated by the fact that within the Stillwater community there are very few property sites available for lease. Friends of St. Croix Preparatory Academy (FSCPA), a legally separate 501c3 organization, was formed to design and implement St. Croix Prep’s facility strategy. FSCPA has investigated numerous acreage sites for Permanent Space, approached the local school district about leasing/purchasing unused property and buildings, begun the due diligence process of issuing a lease revenue bond, developed a capital development plan and worked with Stillwater city officials about potential locations for a school site.

The diligent efforts of St. Croix Prep and FSCPA have identified a facility for Transitional Space. This property adjoins one of the existing school buildings and its capacity (50,000 square feet) will allow St. Croix Prep to accommodate future growth, improve its instruction by eliminating transitions between classes and free up Board and administration time so it can be spent on more “educational” objectives.

B. Instructional Strategies and Middle School Structure

Initially St. Croix Prep opened with a Middle School structure which included Grades 4-7. This structure was designed to be only temporary, with intentions of the Middle school structure moving up (to grades 5-8 in 2005-06; to grades 6-9 in 2006-07) as the school continued to grow. St. Croix Prep has followed this Middle School implementation plan. For school year 2006-2007, the Middle School will include grades 6-9. This temporary structure, however, was necessitated by two interrelated factors: first, our curriculum’s emphasis on subject matter content and secondly, the subject matter content being more prevalent in faculty with middle school and high school licensure.


Through differentiation strategies and human capital management strategies, St. Croix Prep structured Math classes to allow for students to receive instruction based on their ability. This often reduced class sizes (sometimes as low as 8 to 10 students) to provide for optimal instruction. Our test results appear to validate that these differentiation strategies worked.

Due to scheduling and staffing St. Croix Prep was unable to accomplish the same differentiated instruction in English. Although class sizes were only 25 students per grade, the range of

students' ability varied dramatically. Although all of our academic goals were accomplished, St. Croix Prep believes that additional improvements can be made in its English instruction. The following will be implemented for the 2006-2007 school year:

Add five additional students in Grades 6-9. This will bring total class size to 30 students. The additional students will allow funding necessary for St. Croix Prep to hire a second middle school English teacher. This will allow smaller English classes (approximately 15 per class) to be grouped by ability regardless of the students' grade level. The impact to other classes will be negligible. Math class sizes are already small (10-15 students); and the addition of five students to History and Science classes is reasonable.

Refined English Curriculum Focus. St. Croix Prep will make Writing instruction a priority. Most of our students exhibit "less than proficient" writing skills. There are many reasons for this, some of which include: media influence, technology emphasis on abbreviated communication via email and text messaging, and the amount of time required for adequate instruction. Writing will not only be an essential focus of the English curriculum, but writing evaluation rubrics will be implemented across the academic disciplines.



In addition, hindsight indicates that St. Croix Prep's English instruction may have been fragmented. This is due to the expansive nature of "English" instruction (classical literature, literature circles, writing, grammar, spelling, cursive writing, etc.) and the wide range of student ability. For the 2006-2007 school year, English instruction will focus on Literature and Writing. All other aspects of English instruction will be done in the context of Literature and Writing.

Finally, English instruction will increase from 240 minutes per week to 320 minutes per week. Combined with the other changes noted above, St. Croix Prep expects significant improvement in student achievement.

C. Future Growth, Adherence to St. Croix Prep's Mission and Development of a High School Program

St. Croix Prep has experienced significant growth. The following metrics (with projected 2006-2007 figures) illustrate this:

	2004-2005 School Year	2006-2007 School Year
# of students	200	345
# of students on waiting list	169	279
# of classes	8	13
# of employees	21	38
# of facility locations	1	2

This growth will present many challenges. St. Croix Prep will need to maintain its mission-driven focus, take careful measures to ensure that new families are incorporated into the community, build leadership structure to accommodate the short term and long term growth, continue its classroom excellence, and proceed in developing a curriculum and environment representing a complete high school experience. Detail tactical measures are in place to accomplish these objectives but they require careful and precise execution.

9. Academic and Non-Academic Goals

St. Croix Preparatory Academy has the following Academic and Non-Academic Goals.

A. Student Academic Outcome – Math Achievement

Academic Goal. At least eighty percent (80%) of St. Croix Preparatory Academy students who are enrolled for a full year will show at least 1.1 year's growth in mathematics as demonstrated by a value-added analysis of student achievement data provided by the MAP (computerized version of the Northwest Evaluation Association).

Result. St. Croix Prep has met this Academic Outcome. Approximately 95% of St. Croix Prep students have attained this goal. Details of the test data are included at the end of this report.

B. Student Academic Outcome – Reading and Language

Academic Goal. At least eighty percent (80%) of St. Croix Preparatory Academy students who are enrolled for a full year will show at least 1.1 year's growth in reading and language as demonstrated by a value-added analysis of student achievement data provided by the MAP (computerized version of the Northwest Evaluation Association).

Result. St. Croix Prep has met this Academic Outcome. Approximately 95% of St. Croix Prep students have attained this goal. Details of the test data are included at the end of this report.

C. Student Academic Outcome – Academic Proficiency

Academic Goal. At least eighty percent (80%) of St. Croix Preparatory Academy students in appropriate grades will show a mastery of a year's subject matter in key subjects as demonstrated by standardized testing exams and other assessment materials provided by the Core Knowledge Foundation.

Result. St. Croix Prep believes it has met this Academic Outcome. Preliminary results from the MCA II indicate that St. Croix Prep has met this Academic Outcome.

D. Student Non-Academic Outcome – Attendance

Non-Academic Goal. At least 90% of students enrolled at least one year at St. Croix Preparatory Academy will be on time and present for school, as measured by school enrollment and attendance data tabulated in May of each year.

Result. St. Croix Prep has met this goal with approximately 95% of St. Croix Prep students having attained this goal.

E. Student Non-Academic Outcome – Satisfaction Ratings

Non-Academic Goal. At least 80% of parents will indicate a "satisfied" rating or above on a school survey administered annually in regards to both the St. Croix Preparatory Academy educational program and the school climate and culture. Survey data will be reported in the annual report and distributed to all families and the larger community.

Result. St. Croix Prep has met this goal. Approximately 97% of the parents responding to the survey indicated they were satisfied with St. Croix Prep. Details of the survey are included in the Appendix.

10. Other Accountability Measures

We have put the following strategies in place to improve and increase parent involvement:

A. Parent Agreement

We ask that parents sign a parental agreement which emphasizes that they are integral contributors to the achievement of St. Croix Prep's mission and goals. It asks that parents:

- Support their child's education;
- Attend Parent/Teacher conferences;
- Communicate when they have questions about the school or their child's progress;
- Make best efforts to volunteer between 20 and 40 hours a year;
- Support the mission of St. Croix Prep, along with the core virtues of respect, honesty, compassion and service.


Signing the parent agreement is not mandatory; nor is volunteer service hours mandatory. It is simply our way to involve parents and reassure them they are a vital part of St. Croix Prep's success.

B. Parent Participation in Classroom

Parents are welcome in the classrooms of St. Croix Prep. Regular volunteer opportunities are available in Lower School, grades K-4. In the Middle School, grades 5-8, we have assigned Classroom Parents, who assist Teachers with a variety of projects, tasks, and events.

C. Parent Group

The St. Croix Prep Parent Group is a Board committee consisting of St. Croix Prep parents. The Parent Group's sole mission is to support the administration and faculty in the execution of the mission of St. Croix Prep. This active group has had significant fund raising events and contributed to the vibrant community of St. Croix Prep. The Parent Group leadership regularly meets with the Parent Liaisons, Executive Director and participates in the faculty meetings on a regular basis.



D. Q & A Forum

Twice a year, once in the fall and once in the spring, the Executive Director holds an Open Forum where questions are answered in an open forum format. This has proven highly successful in keeping lines of communication open.

E. Regular Parent Communication

St. Croix Prep sends out weekly communication to parents via email. This communication informs parents of school events, testing schedules, recent publicity, school holidays, program changes, etc. For those parents that do not have email (only about 3 %), these notices are hand delivered. In addition, parents have access to St. Croix Prep's student information system for access to school wide announcements, calendars and the assignment/test grades for their child's classes.

F. Parent Survey

St. Croix Prep conducted a survey to receive more substantial feedback regarding their school performance. The details are included in the Appendix.

G. Community Involvement Strategy

St. Croix Preparatory Academy's acceptance by the community is gaining momentum. Original acceptance of the school was very slow. This was due to some of the reactions by community members and traditional school district personnel who do not view charter schools favorably. We have intentionally refrained from advertising, marketing and unnecessarily drawing attention to our school, unless it relates to enrollment issues. Our primary method of gaining community support has been through providing service to the community. For example, our students have done service work at the local nursing home, the library, and the police/fire station. The students have raised money for the hurricane victims and done garbage pickup at a local park on Earth Day.

We offer school tours, have done interviews for various newspapers and magazines, and continually host informational meetings and open houses for those interested in learning more about St. Croix Preparatory Academy.

The school is becoming more proactive in the Stillwater community. Our facilities search, and specifically the process of investigating a downtown school, have given us the opportunity to present St. Croix Preparatory Academy to the Stillwater Planning Commission, the Heritage Preservation Commission, the City Council and the Mayor of Stillwater. These conversations are ongoing and continue to build goodwill in the community.

11. School Finances

In our first year of operations St. Croix Prep ended the year with approximately \$133,000 in its fund balance, over 8% of the 2004-2005 budget. We consider this a significant accomplishment. In our second year of operations we added approximately \$40,000 to our fund balance. We feel this improves viability, shows accountability, and fiscal prudence. We do not feel we have sacrificed or compromised our educational objectives by maintaining this fund balance. We realize that after this year St. Croix Prep will expect to operate without significant grant dollars. This fund balance prepares us for that time. In addition, it is likely that St. Croix Prep will need to make some strategic investments to improve upon its already successful educational program.

**St. Croix Preparatory Academy
Annual Report Information – FY 2005-2006**

		2005-2006 Amended Budget 5/06 250 Students	(Unaudited) FY 2005-2006
Ordinary Income/Expense			
Income			
	Rev-Mn Districts	22,000	33,803
	Fee from Patrons	36,469	38,532
	Fundraising	9,833.51	25,367
	Gifts & Bequests	11,230	9,885
	Misc Revenue	1,000	1,426
	General Ed Aid	1,231,240	1,223,635
	State Aid		948
	School Lease Aid	252,648	252,600
	State Special Education	43,844	47,653
	Federal Funds	139,326	113,438
	Food Service	25,000	23,676
	Extended Day/Full Day Kindergarten	75,000	84,425
	Total Income	1,847,590	1,855,386
Expense			
	Personnel Salaries & Benefits	1,031,446	1,058,578
	Fees for Services	169,484	155,449
	Communication Service	10,500	10,789
	Postage & Parcel	1,100	1,510
	Utility Expense	16,000	16,115
	Insurance Expense	5,440	5,440
	Repairs & Maint Serv	5,500	5,033
	Transportation	5,000	4,940
	Travel, Conv & Conferences	11,724	16,316
	Operating Leases or Rentals	290,307	291,310
	Special Ed Contracted Services	1,500	1,856
	Field Trips (Admissions & Transportation)	8,000	14,749
	Non Instructional Supplies	33,650	38,721
	Instructional Supplies	39,662	46,472
	Individualized Instructional Supplies	900	652
	Textbooks & Workbook	12,019	10,372
	Standardized Tests	4,350	-
	Library	16,675	16,771
	Food (Non-Food Service)	500	497
	Furniture	21,322	2,863
	Technology Equipment	20,500	600
	Interest on Line of Credit	1,658	1,608
	Dues & Memberships	6,500	6,578
	Miscellaneous	1,000	1,100
	Food Service	25,000	26,997
	All Day Kindergarten & Discovery Harbor	77,286	84,472
	Total Expense	1,817,023	1,819,787
Increase in Fund Balance		30,567	35,598

12. Profile Section

St. Croix Preparatory Academy had an outstanding second year and looks forward to continuing success in the future. To highlight our second year we point to:

- Full enrollment of 252 students;
- A waiting list of nearly 300 students;
- A parent satisfaction rating of 97%;
- A faculty turnover rate of 12%;
- Accomplishment of Academic and Non-Academic Outcomes;
- Preliminary Math proficiency of 89% and Reading proficiency of 92%;
- 97% of students returning for the 2006-07 school year.

APPENDIX A: Parent Survey 2005-2006

PARENT SURVEY 2005-2006	1 Disagree	2 Somewhat Disagree	3 Don't Know	4 Somewhat Agree	5 Agree
1. Satisfaction					
Overall, I am satisfied with the school.	0%	2%	1%	26%	71%
2. Communication					
I am happy with the frequency and content of communication I receive from the school.	5%	5%	2%	21%	67%
3. Safety					
The school provides a safe environment for my child/children.	0%	4%	7%	22%	67%
4. Individualized Attention					
My child/children receive individualized attention at the school.	2%	5%	5%	28%	60%
5. Teacher Quality					
The school's teachers are well qualified.	0%	6%	4%	26%	65%
The school holds teachers accountable for student performance.	0%	5%	26%	21%	49%
The school has high expectations for teachers.	0%	4%	14%	22%	60%
6. School Leadership					
The school's management provides clear leadership.	1%	5%	6%	26%	62%
School leaders are available and open to all members of the school community.	4%	6%	9%	15%	67%
7. Facility					
The school building is clean.	2%	5%	0%	40%	52%
The school building adequately supports the school's programs.	20%	29%	9%	32%	11%
8. Transportation					
I am satisfied with the school transportation options available to my family.	2%	5%	5%	9%	79%
9. Class Size					
Generally, the class sizes are the right size.	0%	7%	2%	24%	66%
10. Behavior					
Generally, the students in the school are well-behaved.	0%	6%	4%	27%	63%
The school has the appropriate level of discipline.	1%	8%	13%	23%	56%

APPENDIX B: K/1 ASSESSMENT & NWEA MAP Results 2005-2006

ASSESSMENT FOR KINDERGARTEN AND FIRST GRADE STUDENTS

NWEA MAP assessments were given to students in grades 2-8; and MCA II tests were administered to students in grades 3-8. Assessments for students in Kindergarten and First grade were done in accordance with curriculum and other recognized assessments for reading and math. The results are given below:

KINDERGARTEN

DRA & Saxon Assessment

- Reading: Currently 48 out of 50 (96%) students are achieving *at or above* grade level.
- Beginning reading level for Kindergarten students was 0.135 grade level. End of the year reading level was a grade level of 1.5. This is a grade growth of 1.365 grades.
- Math: Currently 48 out of 50 (96%) students are achieving *at or above* grade level.

1st Grade

DRA & Saxon Assessment

- Reading: Currently 49 out of 50 (98%) students are achieving *at or above* grade level.
- Beginning reading level for 1st Grade students was 1.5 grade level. End of the year reading level was a grade level of 2.6. This is a grade growth of 1.1 grades.
- Math: Currently 49 out of 50 (98%) students are achieving *at or above* grade level.

NWEA MAP ASSESSMENT FOR STUDENTS IN GRADES 2-8

NWEA MAP assessments for Math and Reading were given to St. Croix Prep students in grades 2-8. The following are general observations about the results from this assessment:

- Overall St. Croix Prep students showed significant growth during the 2005-2006 school year.
- NWEA MAP tests may not be an appropriate assessment for St. Croix Prep students who are above 5th grade. St. Croix Prep students scored very well on the tests, beyond the measurement capabilities provided by NWEA.
- For each Grade the following graphs will be presented and brief comments offered:

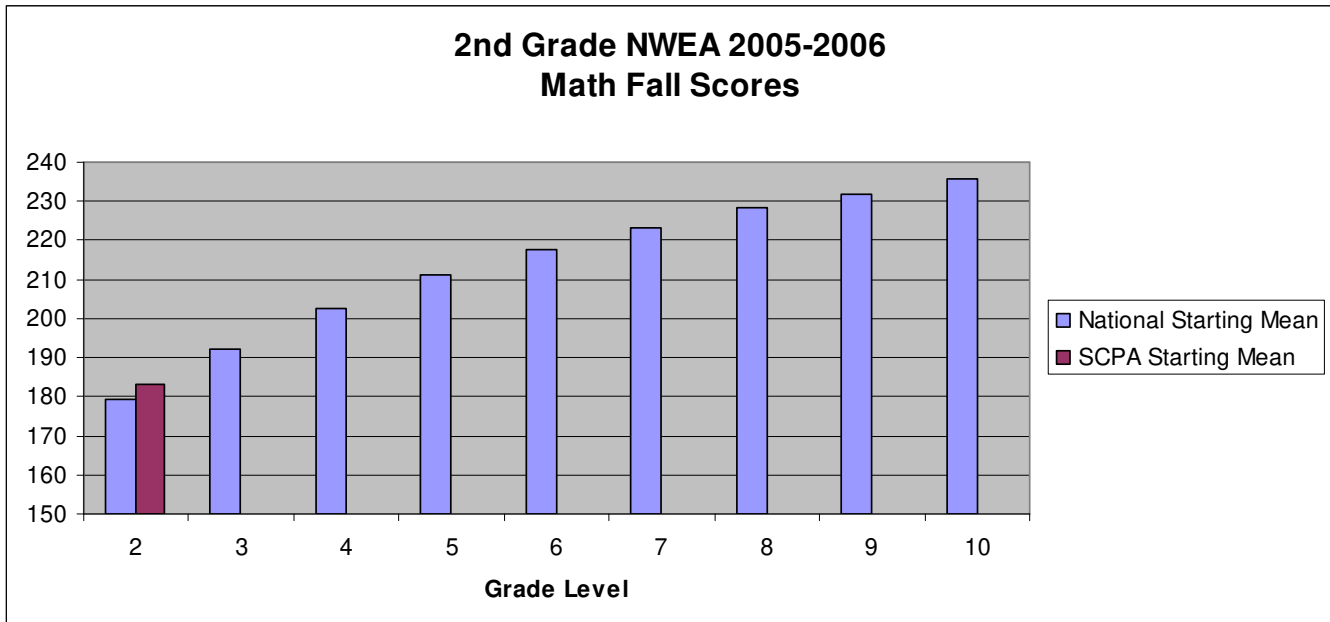
Math Assessment Graphs

1. Fall Scores, the St. Croix Prep Average compared to the National Average
2. Spring Scores, the St. Croix Prep Average compared to the National Average
3. Score Growth, the St. Croix Prep Raw Score Growth from the Fall to the Spring
4. Grade Growth, the St. Croix Prep Grade Growth from the Fall to the Spring.

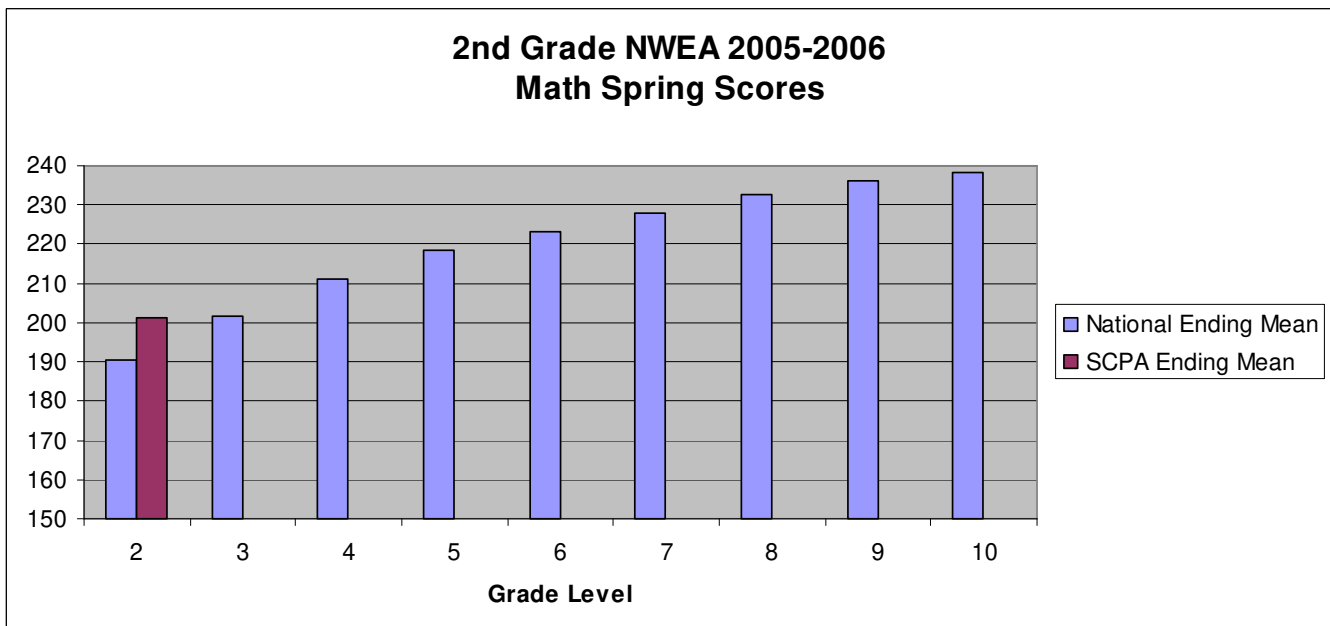
Reading Assessment Graphs

1. Fall Scores, the St. Croix Prep Average compared to the National Average
2. Spring Scores, the St. Croix Prep Average compared to the National Average
3. Score Growth, the St. Croix Prep Raw Score Growth from the Fall to the Spring
4. Grade Growth, the St. Croix Prep Grade Growth from the Fall to the Spring.

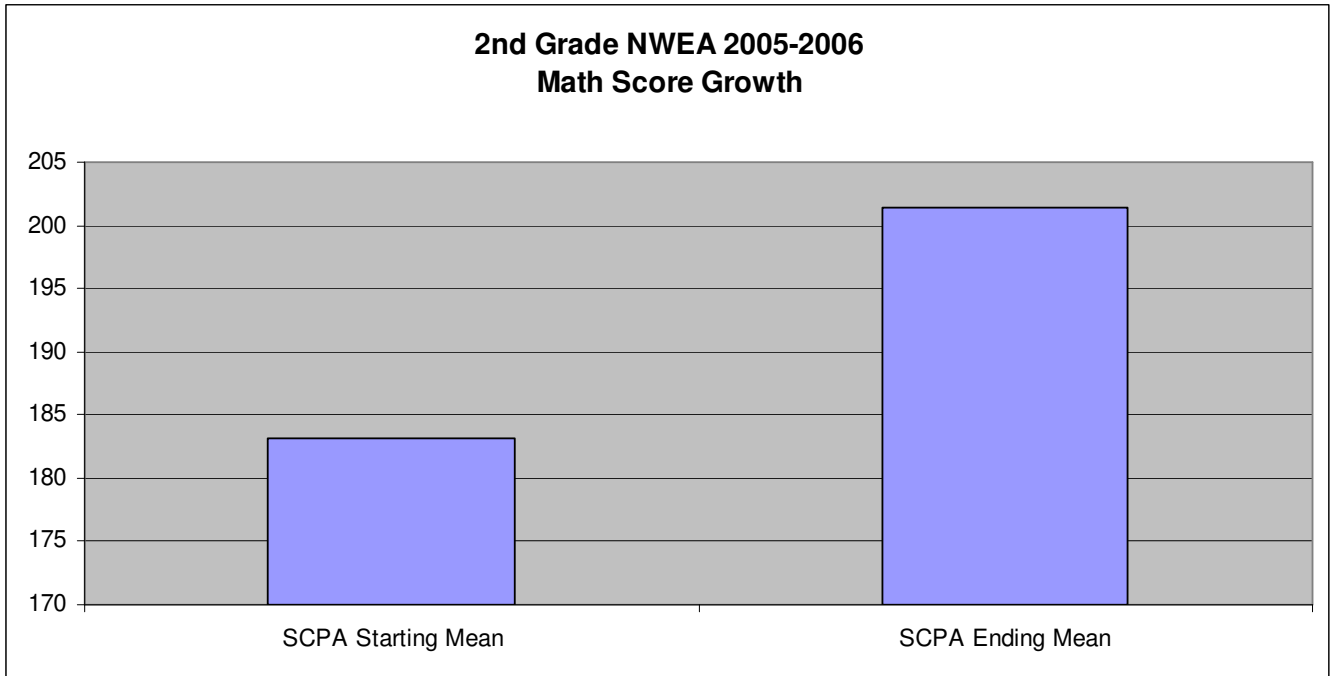
GRADE 2 MATH - NWEA MAP ASSESSMENT



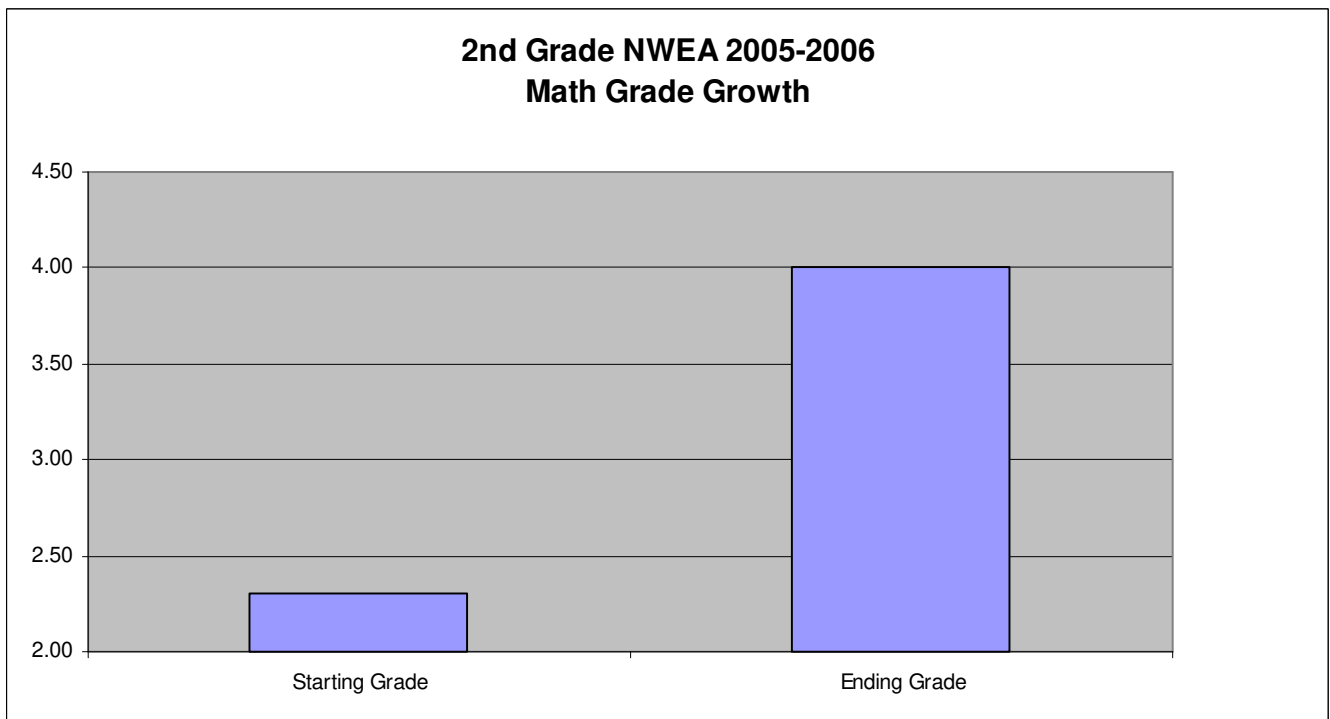
- In the Fall, St. Croix Prep 2nd grade students had a mean score of 183.2
- In the Fall, the National mean score for 2nd grade students was 179.3



- In the Spring, St. Croix Prep 2nd grade students had a mean score of 201.4
- In the Spring, the National mean score for 2nd grade students was 190.6
- In the Spring, the National mean score for 3rd grade students was 201.7
- In the Spring, St. Croix Prep 2nd grade students had a mean score similar to the Spring scores of 3rd grade students

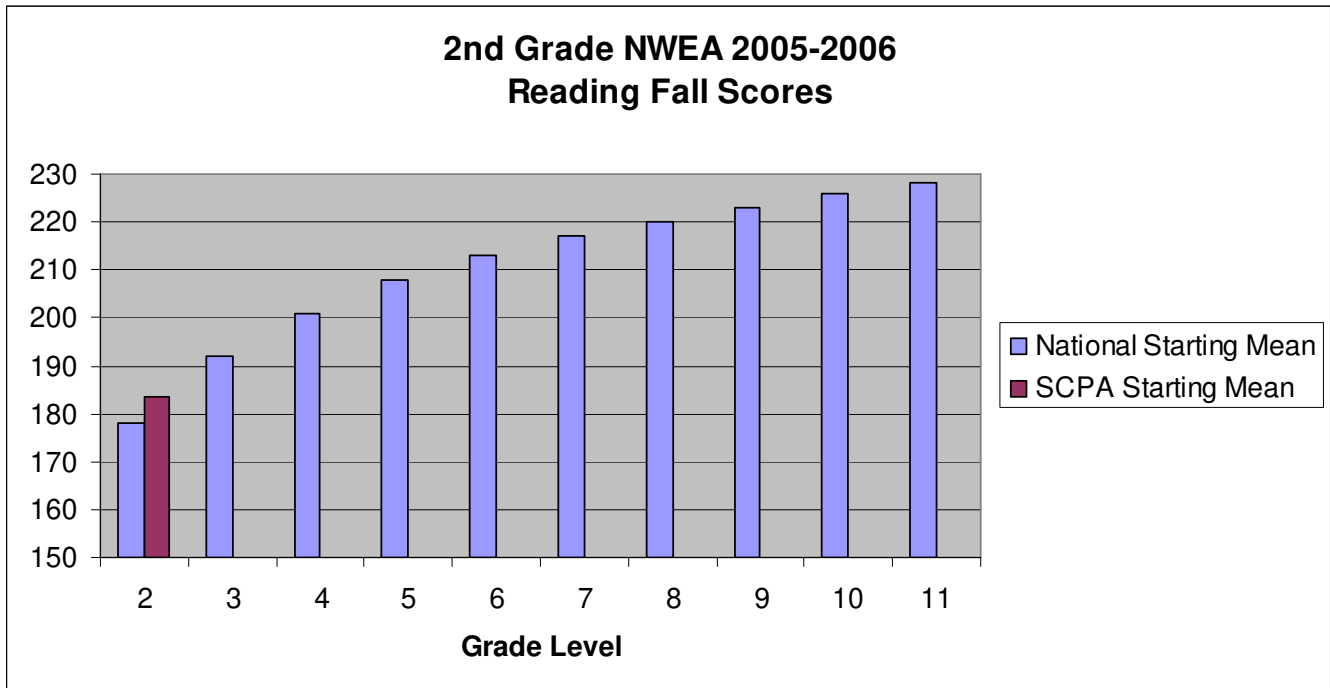


- In the Fall, St. Croix Prep 2nd grade students had a mean score of 183.2
- In the Spring, St. Croix Prep 2nd grade students had a mean score of 201.4

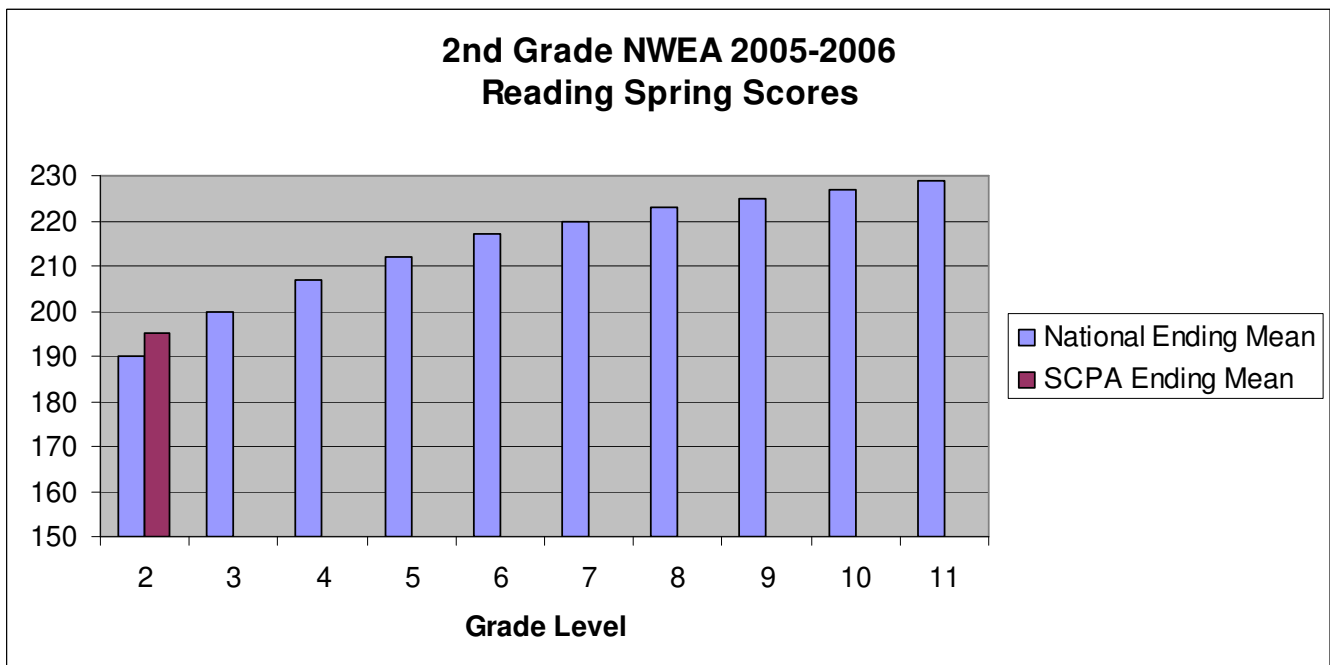


- In the Fall, St. Croix Prep 2nd grade students scored at a 2.3 grade level
- In the Spring, St. Croix Prep 2nd grade students scored at a 4.0 grade level

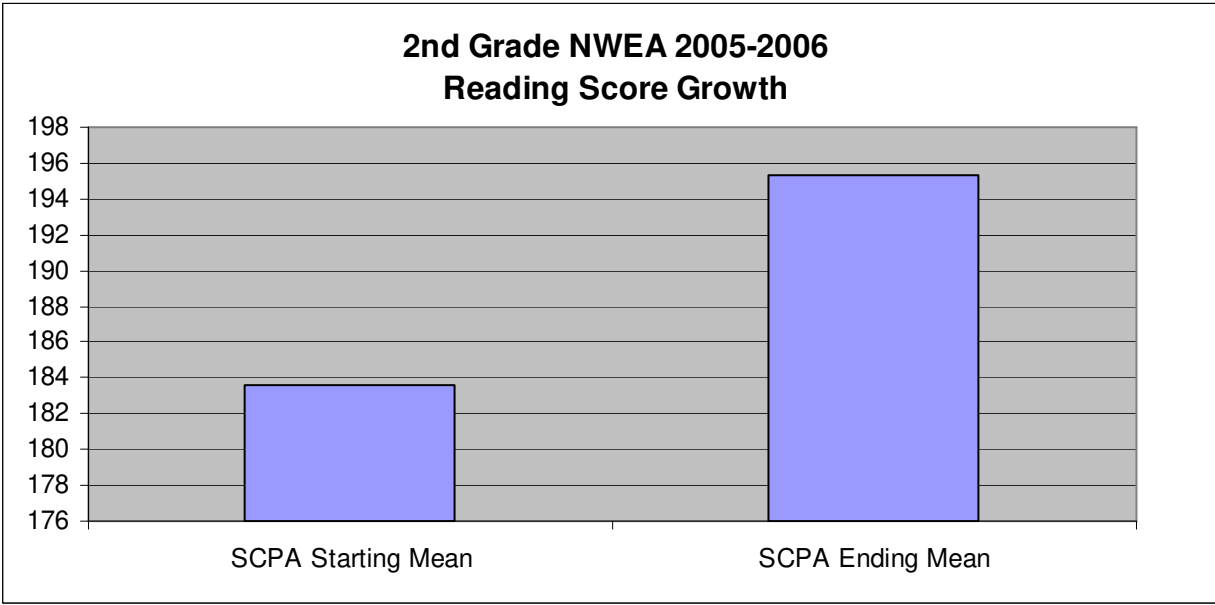
GRADE 2 READING - NWEA MAP ASSESSMENT



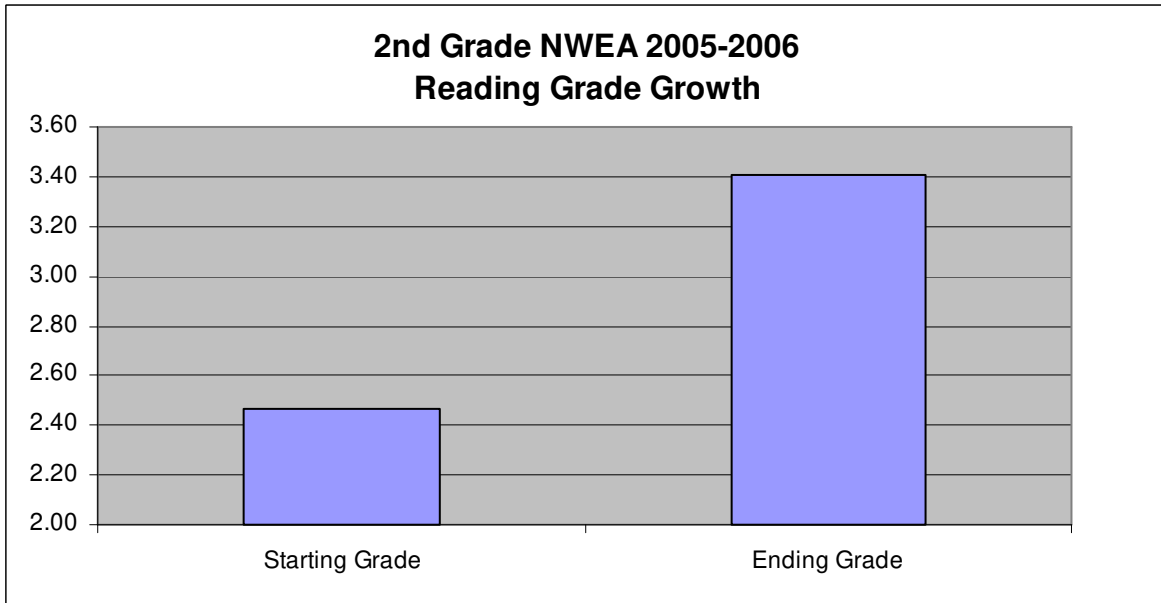
- In the Fall, St. Croix Prep 2nd grade students had a mean score of 183.6
- In the Fall, the National mean score for 2nd grade students was 178



- In the Spring, St. Croix Prep 2nd grade students had a mean score of 195.3
- In the Spring, the National mean score for 2nd grade students was 190

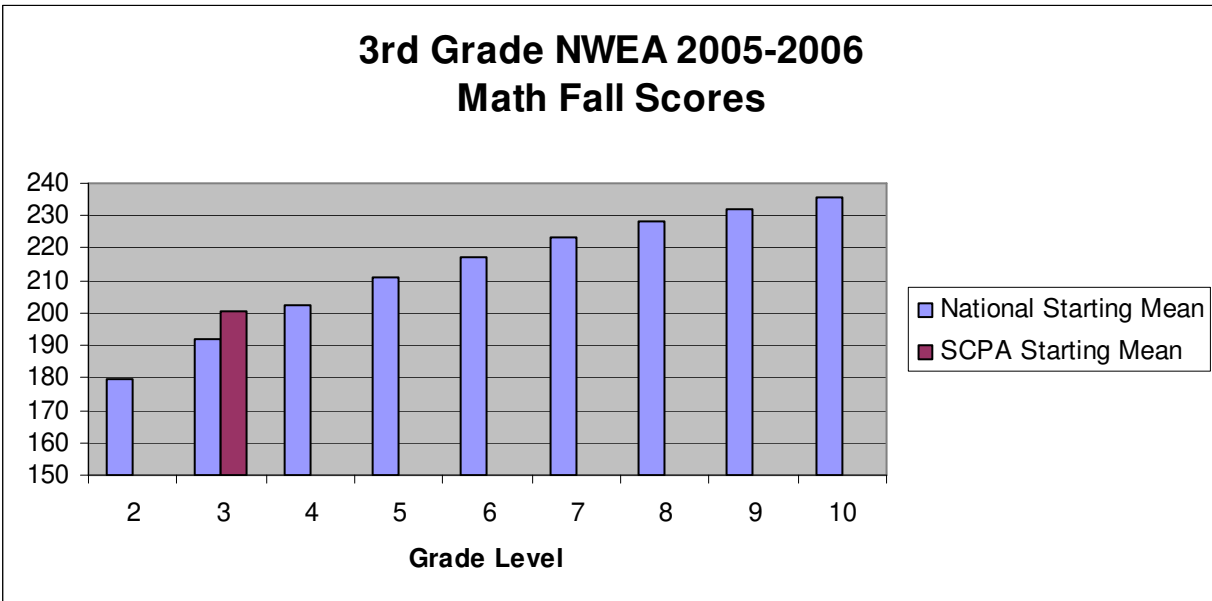


- In the Fall, St. Croix Prep 2nd grade students had a mean score of 183.6
- In the Spring, St. Croix Prep 2nd grade students had a mean score of 195.3

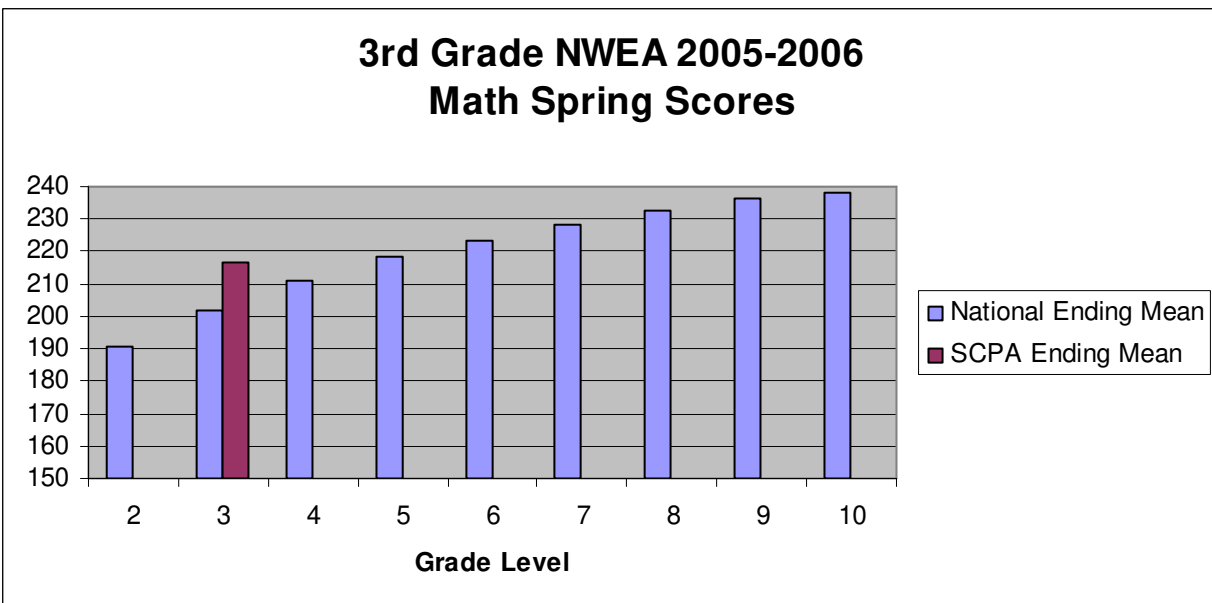


- In the Fall, St. Croix Prep 2nd grade students scored at a 2.4 grade level
- In the Spring, St. Croix Prep 2nd grade students scored at a 3.4 grade level

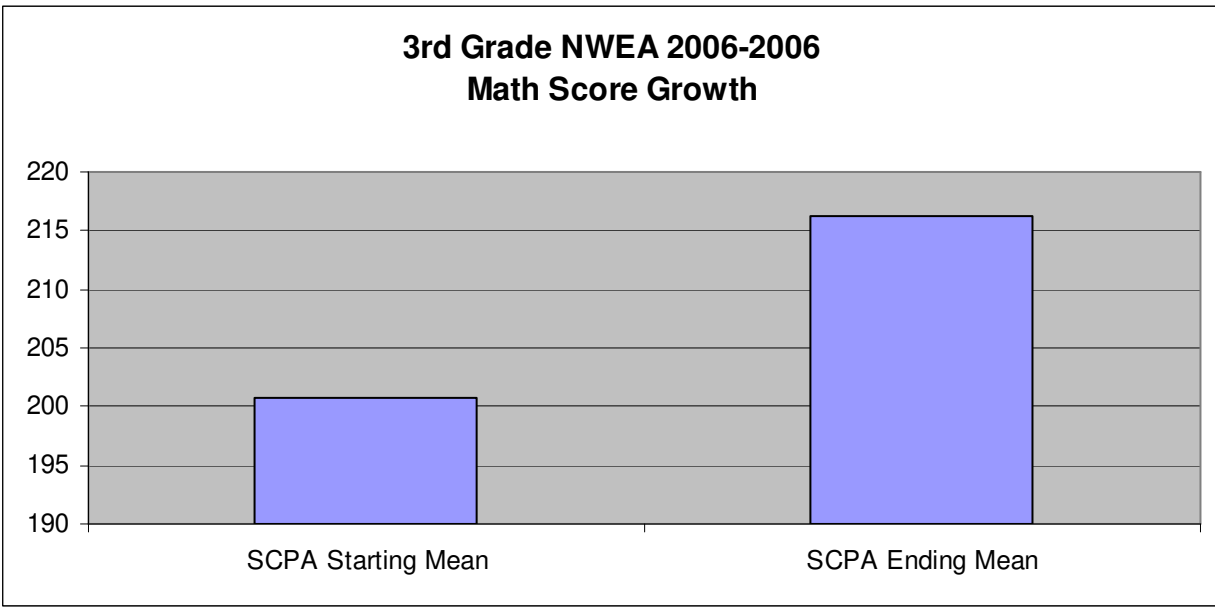
GRADE 3 MATH - NWEA MAP ASSESSMENT



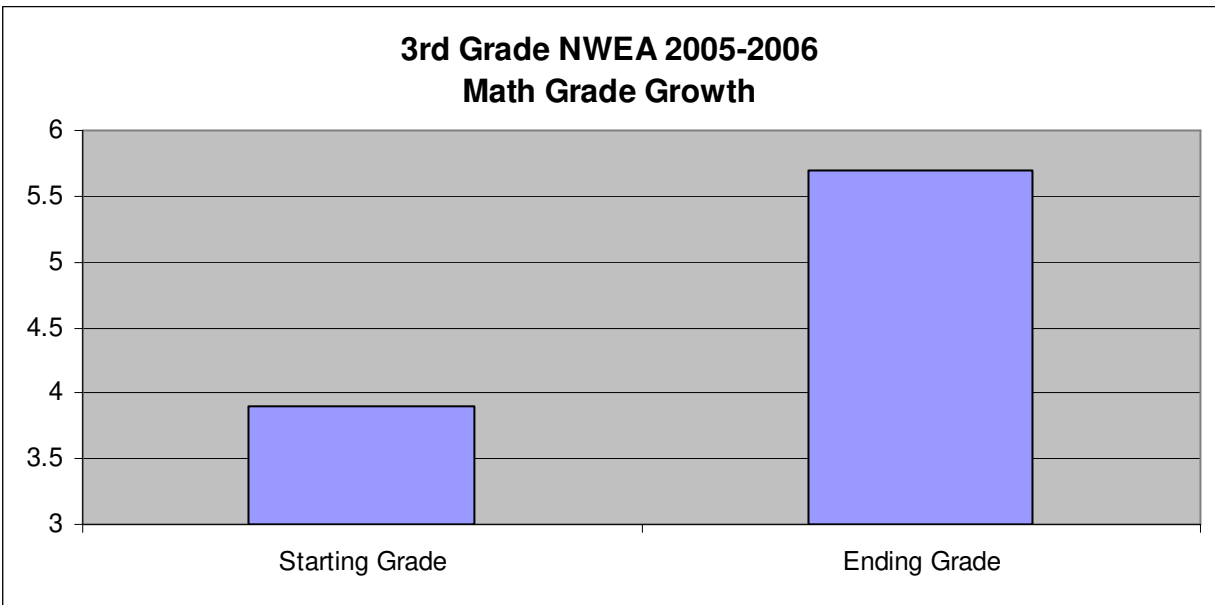
- In the Fall, St. Croix Prep 3rd grade students had a mean score of 200.7
- In the Fall, the National mean score for 3rd grade students was 192



- In the Spring, St. Croix Prep 3rd grade students had a mean score of 216.3
- In the Spring, the National mean score for 3rd grade students was 201.7
- In the Spring, the National mean score for 4th grade students was 211.2
- In the Spring, St. Croix Prep 3rd grade students had a mean score greater than the Spring scores of 4th grade students

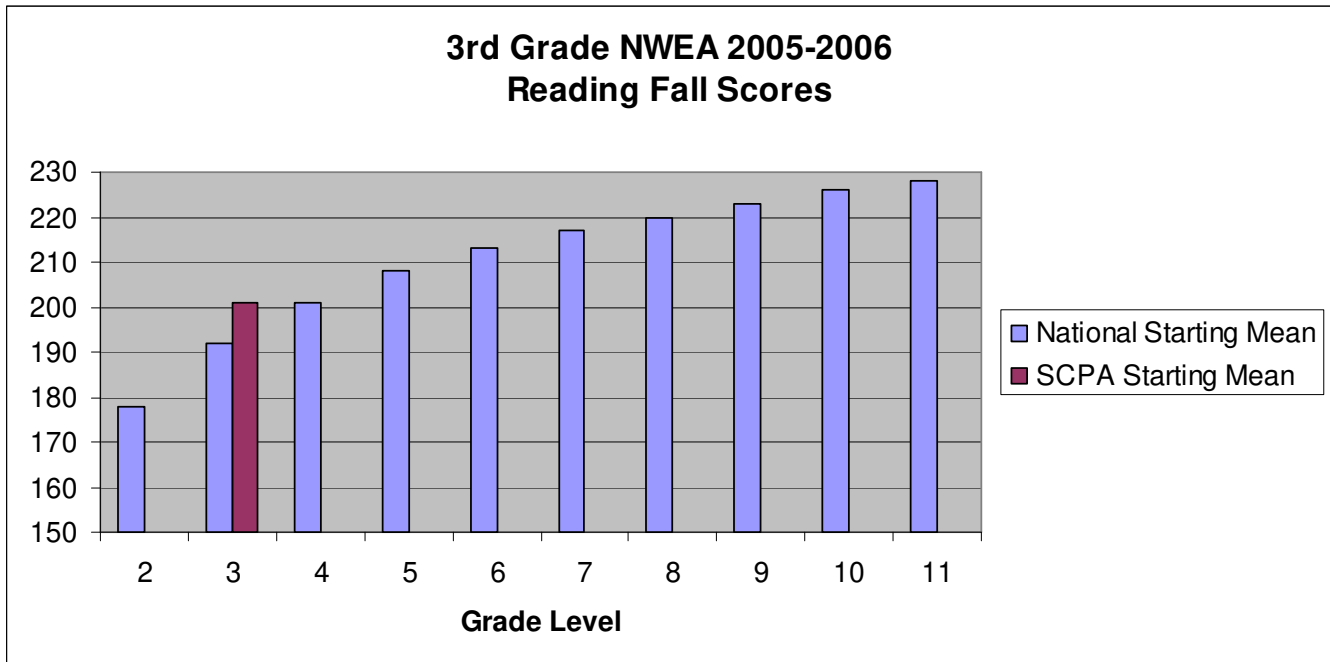


- In the Fall, St. Croix Prep 3rd grade students had a mean score of 200.7
- In the Spring, St. Croix Prep 3rd grade students had a mean score of 216.3

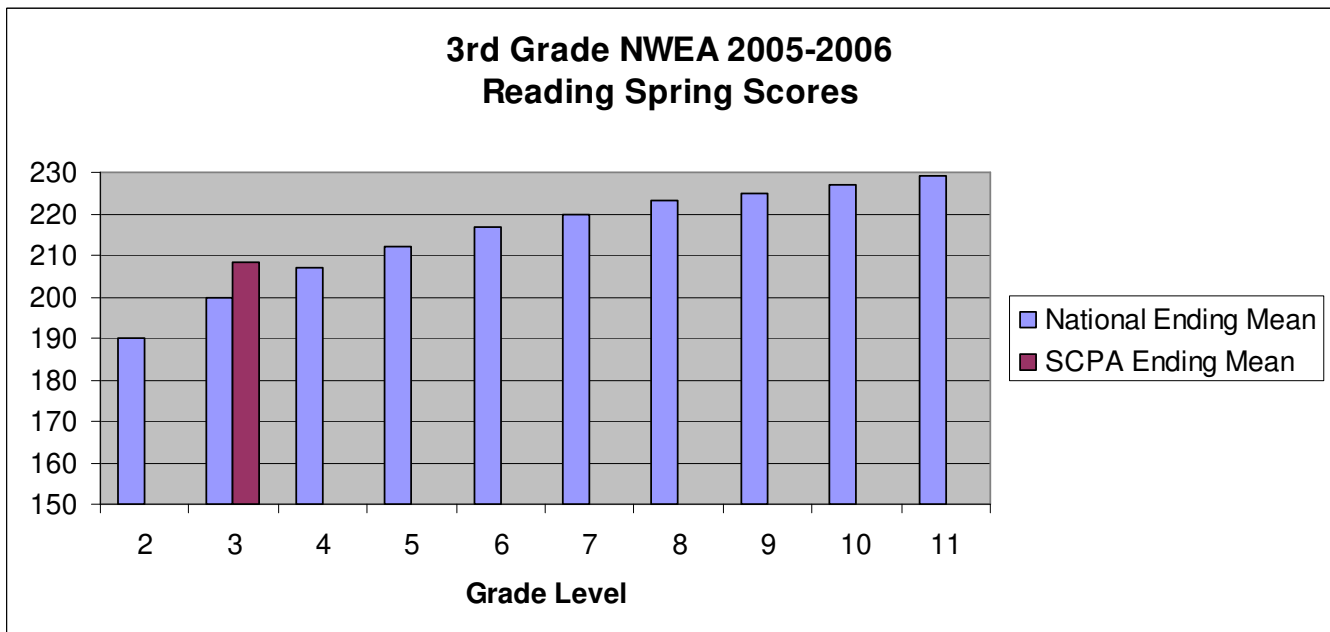


- In the Fall, St. Croix Prep 3rd grade students scored at a 3.9 grade level
- In the Spring, St. Croix Prep 3rd grade students scored at a 5.7 grade level

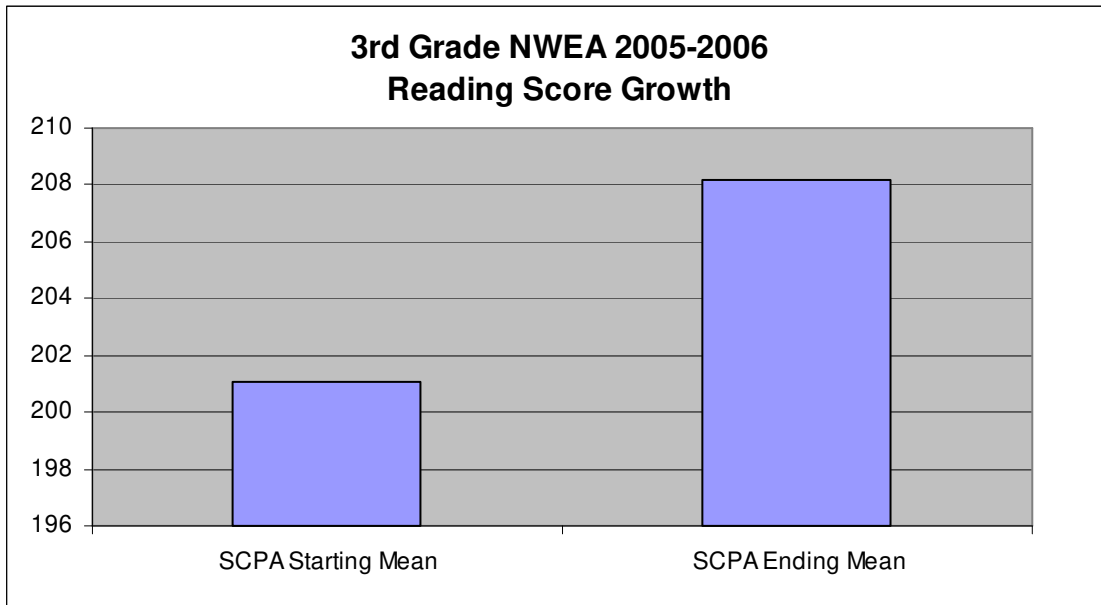
GRADE 3 READING - NWEA MAP ASSESSMENT



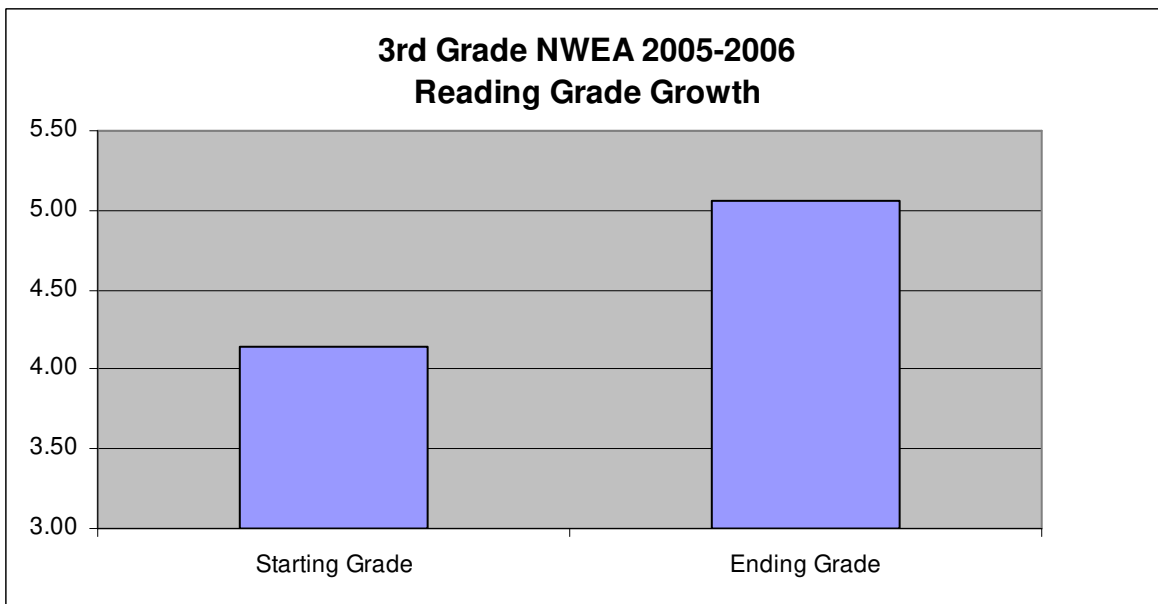
- In the Fall, St. Croix Prep 3rd grade students had a mean score of 201.1
- In the Fall, the National mean score for 3rd grade students was 192



- In the Spring, St. Croix Prep 3rd grade students had a mean score of 208.2
- In the Spring, the National mean score for 3rd grade students was 200
- In the Spring, the National mean score for 4th grade students was 207
- In the Spring, St. Croix Prep 3rd grade students had a mean score greater than the Spring scores of 4th grade students

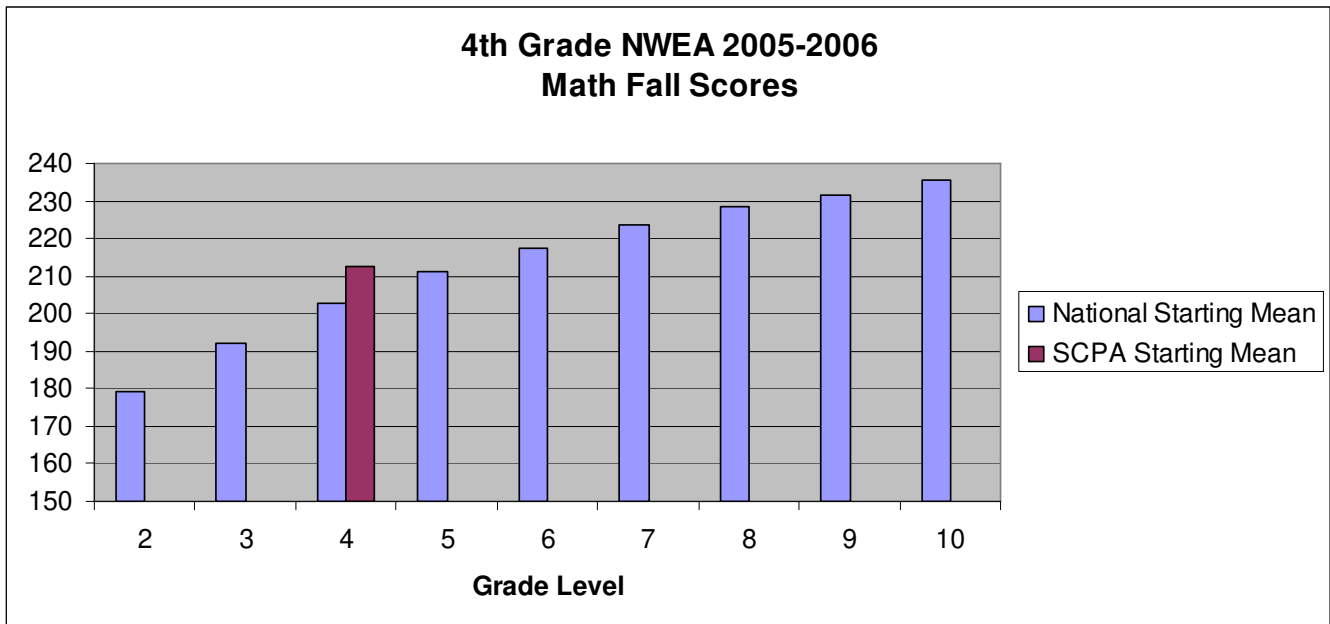


- In the Fall, St. Croix Prep 3rd grade students had a mean score of 201.1
- In the Spring, St. Croix Prep 3rd grade students had a mean score of 208.2

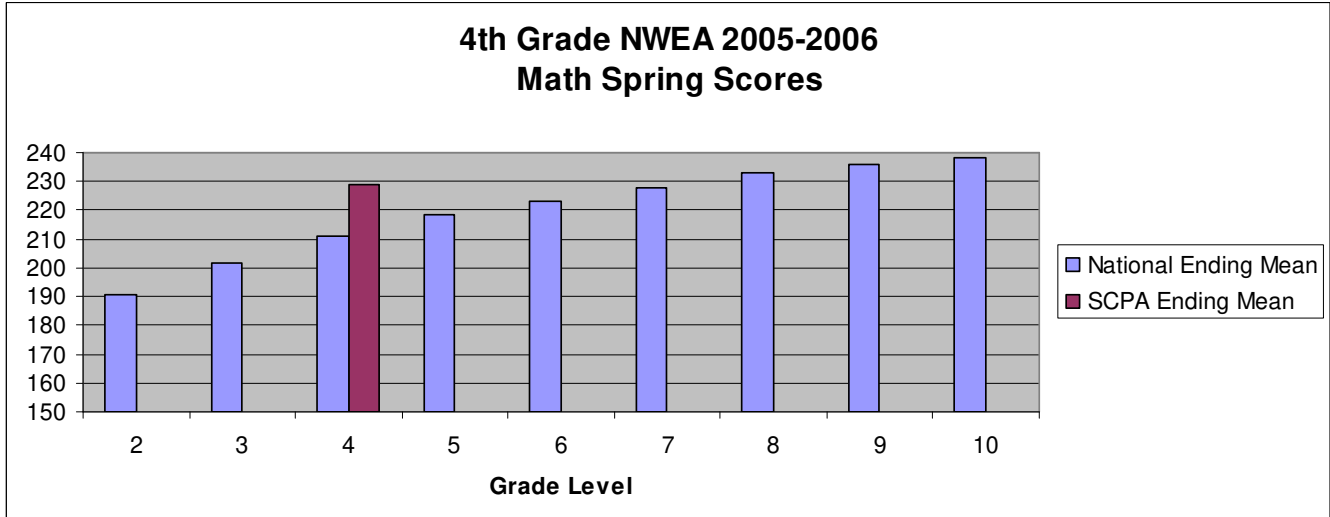


- In the Fall, St. Croix Prep 3rd grade students scored at a 4.1 grade level
- In the Spring, St. Croix Prep 3rd grade students scored at a 5.1 grade level

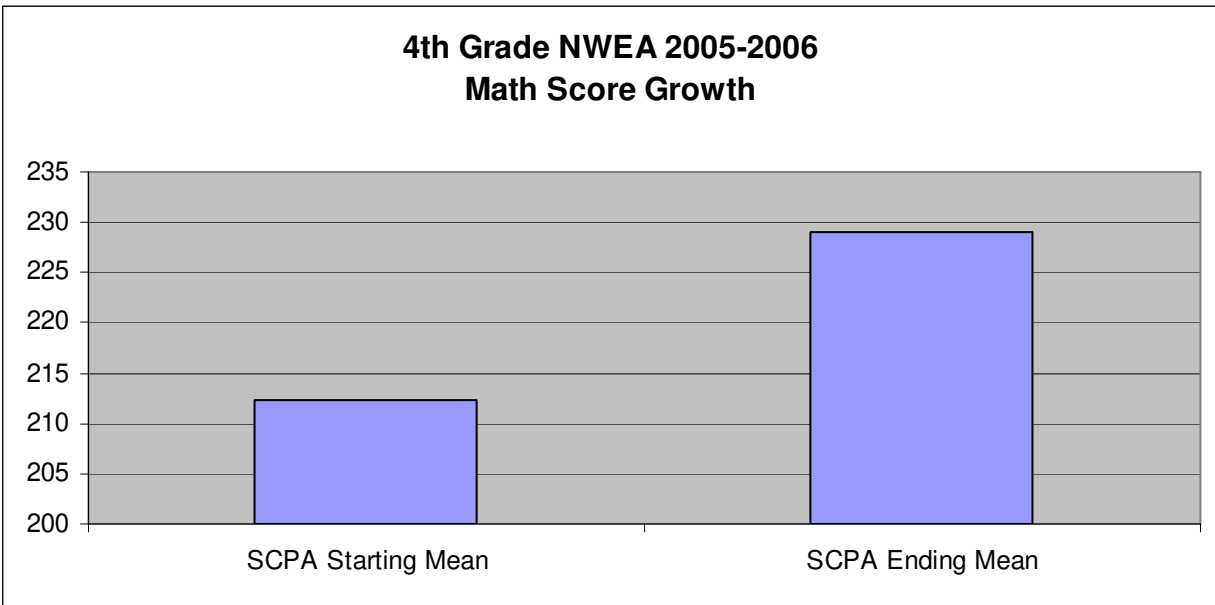
GRADE 4 MATH - NWEA MAP ASSESSMENT



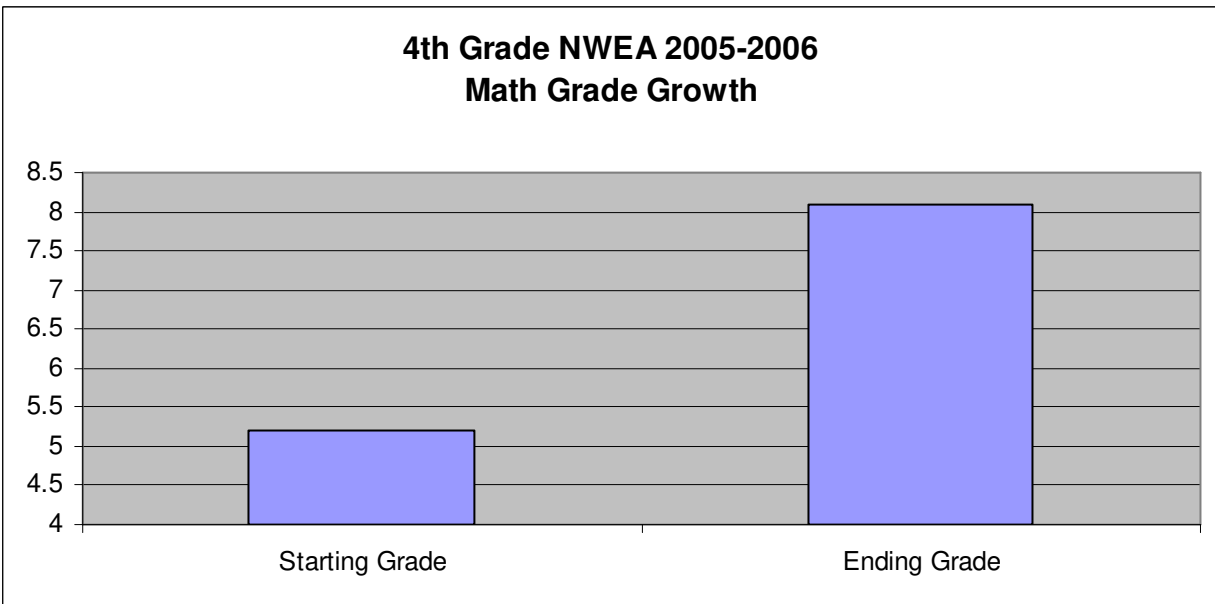
- In the Fall, St. Croix Prep 4th grade students had a mean score of 212.4
- In the Fall, the National mean score for 4th grade students was 202.7



- In the Spring, St. Croix Prep 4th grade students had a mean score of 229
- In the Spring, the National mean score for 4th grade students was 211.2
- In the Spring, the National mean score for 5th grade students was 218.3
- In the Spring, the National mean score for 6th grade students was 223.3
- In the Spring, the National mean score for 7th grade students was 228
- In the Spring, St. Croix Prep 4th grade students had a mean score greater than the Spring scores of 7th grade students

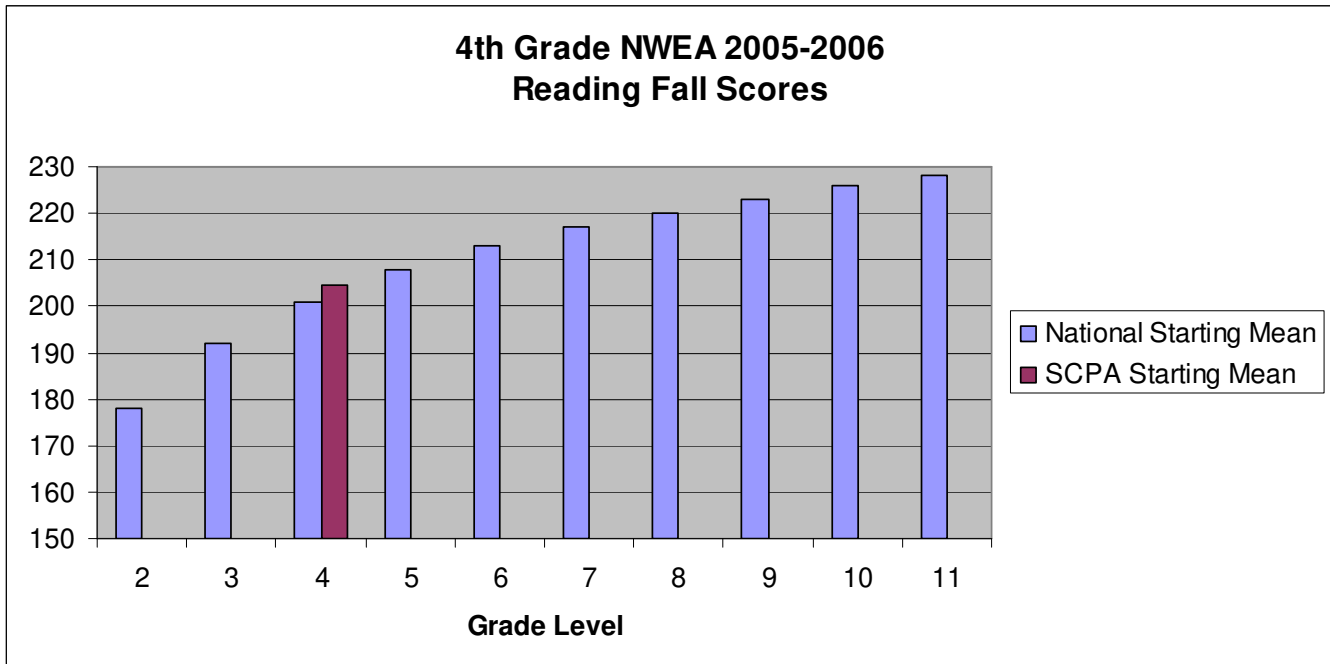


- In the Fall, St. Croix Prep 4th grade students had a mean score of 212.4
- In the Spring, St. Croix Prep 4th grade students had a mean score of 229

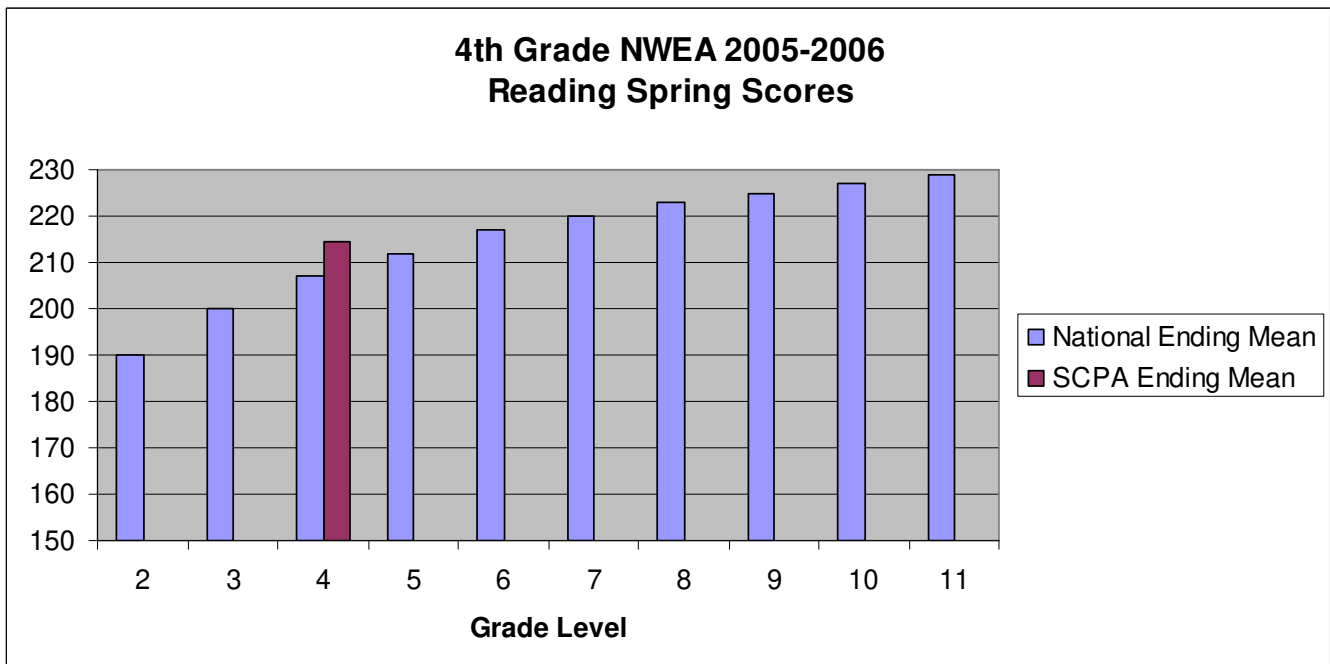


- In the Fall, St. Croix Prep 4th grade students scored at a 5.2 grade level
- In the Spring, St. Croix Prep 4th grade students scored at a 8.1 grade level

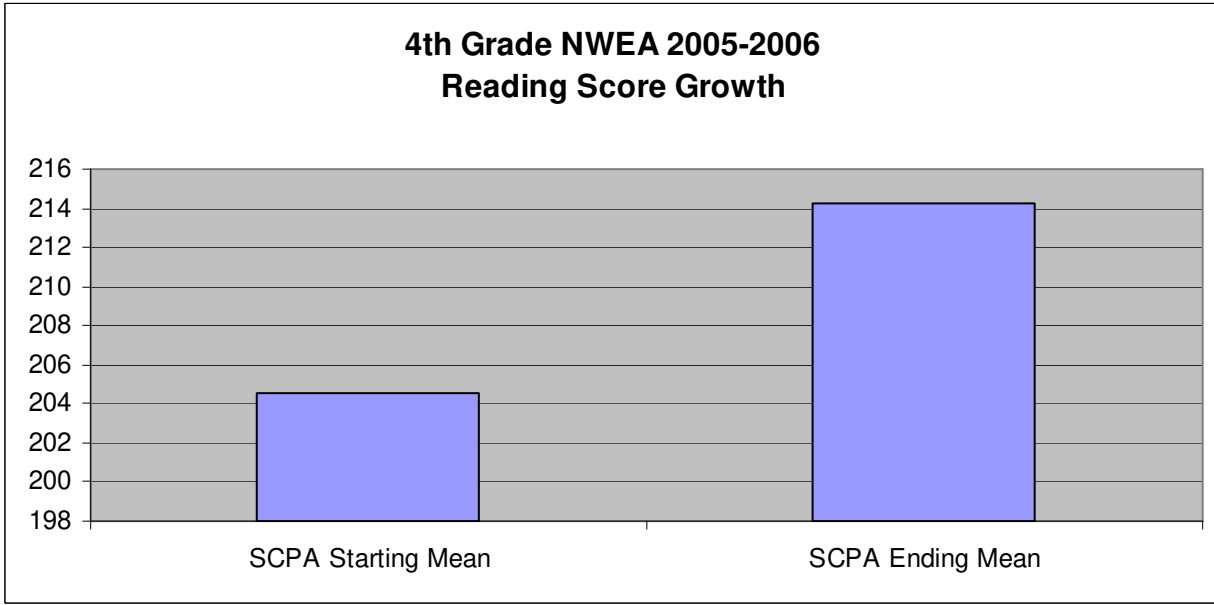
GRADE 4 READING - NWEA MAP ASSESSMENT



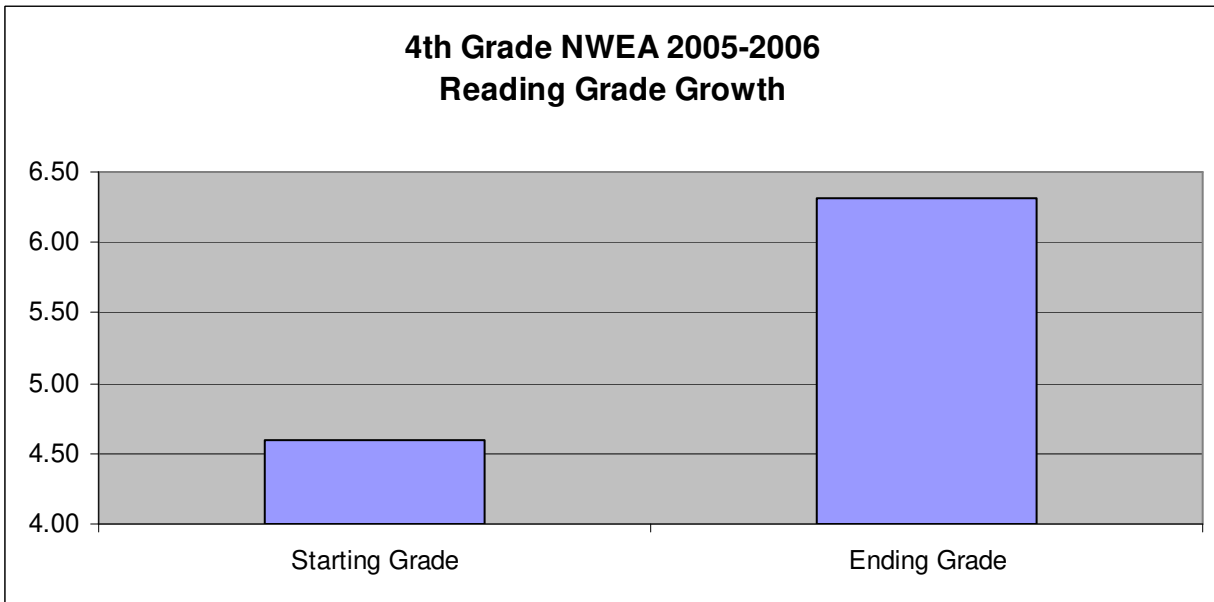
- In the Fall, St. Croix Prep 4th grade students had a mean score of 204.5
- In the Fall, the National mean score for 4th grade students was 201



- In the Spring, St. Croix Prep 4th grade students had a mean score of 214.3
- In the Spring, the National mean score for 4th grade students was 207
- In the Spring, the National mean score for 5th grade students was 212
- In the Spring, St. Croix Prep 4th grade students had a mean score greater than the Spring scores of 5th grade students

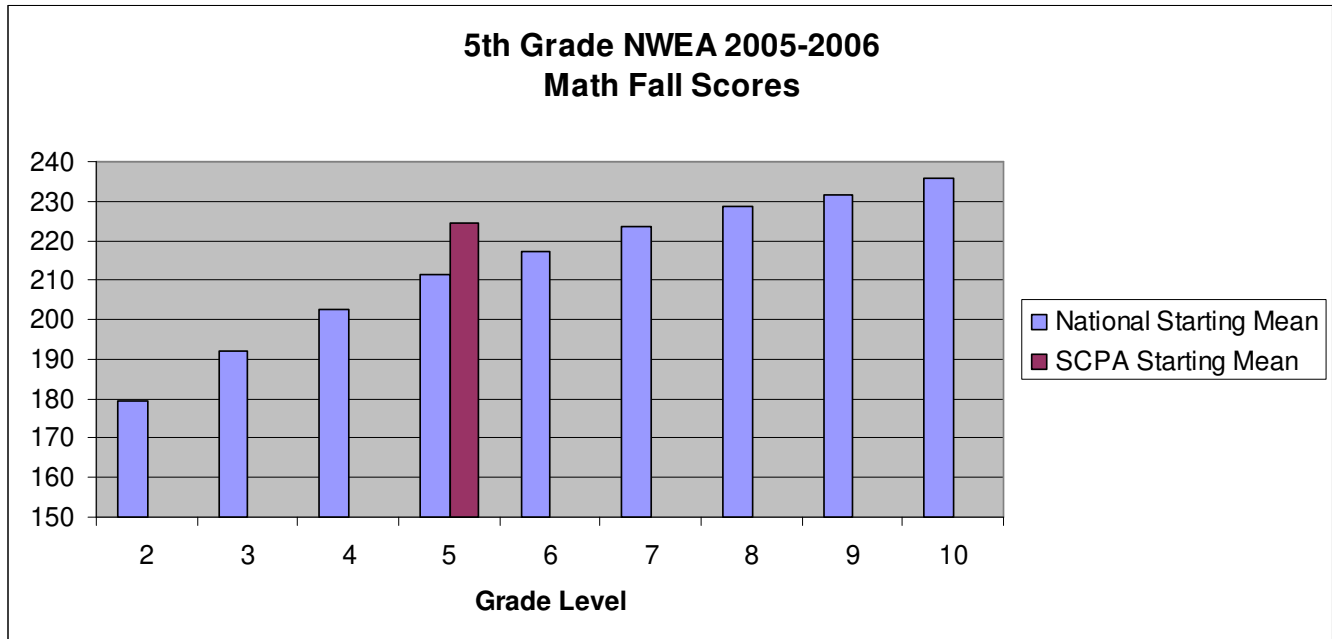


- In the Fall, St. Croix Prep 4th grade students had a mean score of 204.5
- In the Spring, St. Croix Prep 4th grade students had a mean score of 214.3

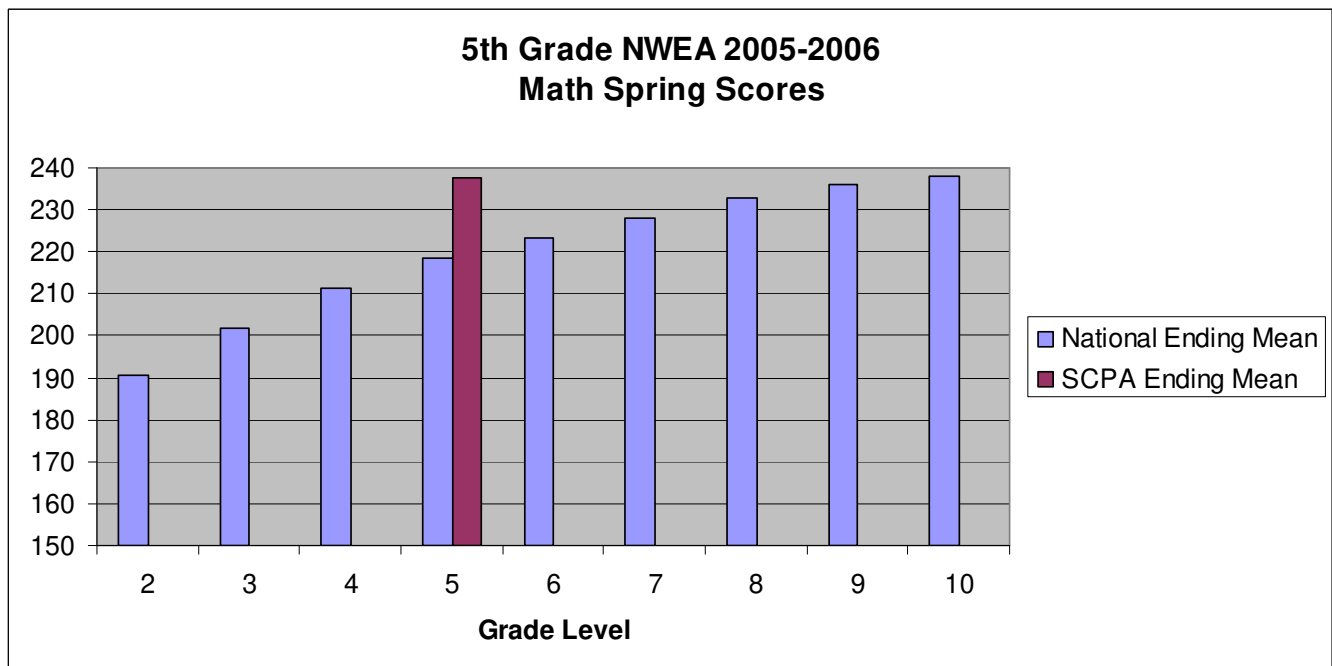


- In the Fall, St. Croix Prep 4th grade students scored at a 4.6 grade level
- In the Spring, St. Croix Prep 4th grade students scored at a 6.3 grade level

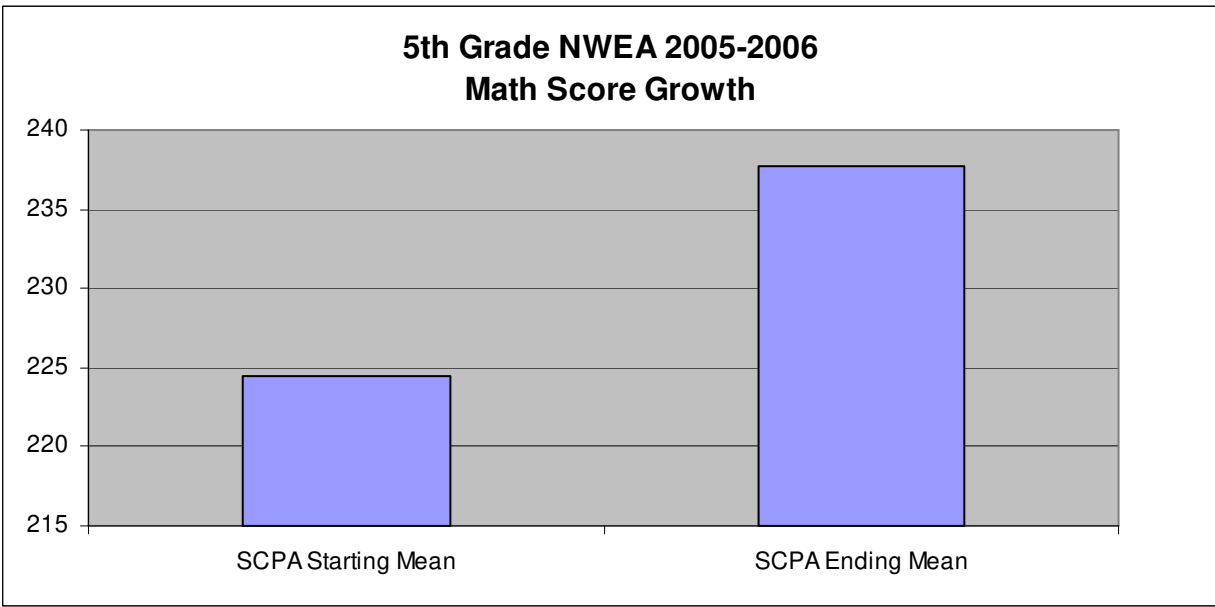
GRADE 5 MATH - NWEA MAP ASSESSMENT



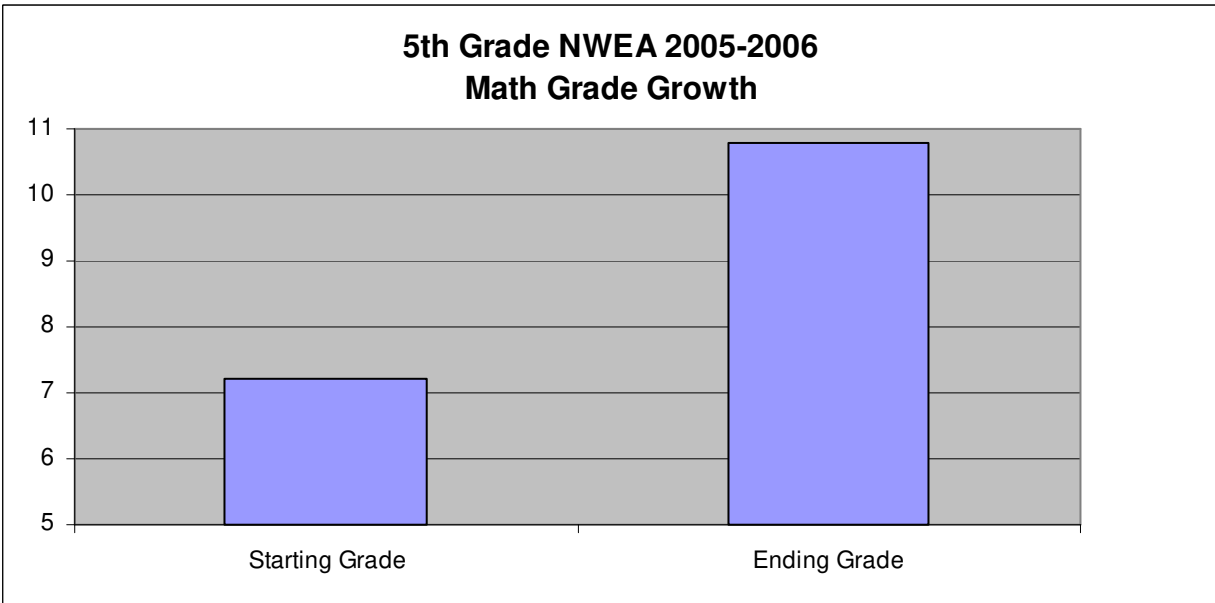
- In the Fall, St. Croix Prep 5th grade students had a mean score of 224.5
- In the Fall, the National mean score for 5th grade students was 211.2



- In the Spring, St. Croix Prep 5th grade students had a mean score of 237.7
- In the Spring, the National mean score for 5th grade students was 218.3
- In the Spring, the National mean score for 9th grade students was 236.2
- In the Spring, St. Croix Prep 5th grade students had a mean score greater than the Spring scores of 9th grade students

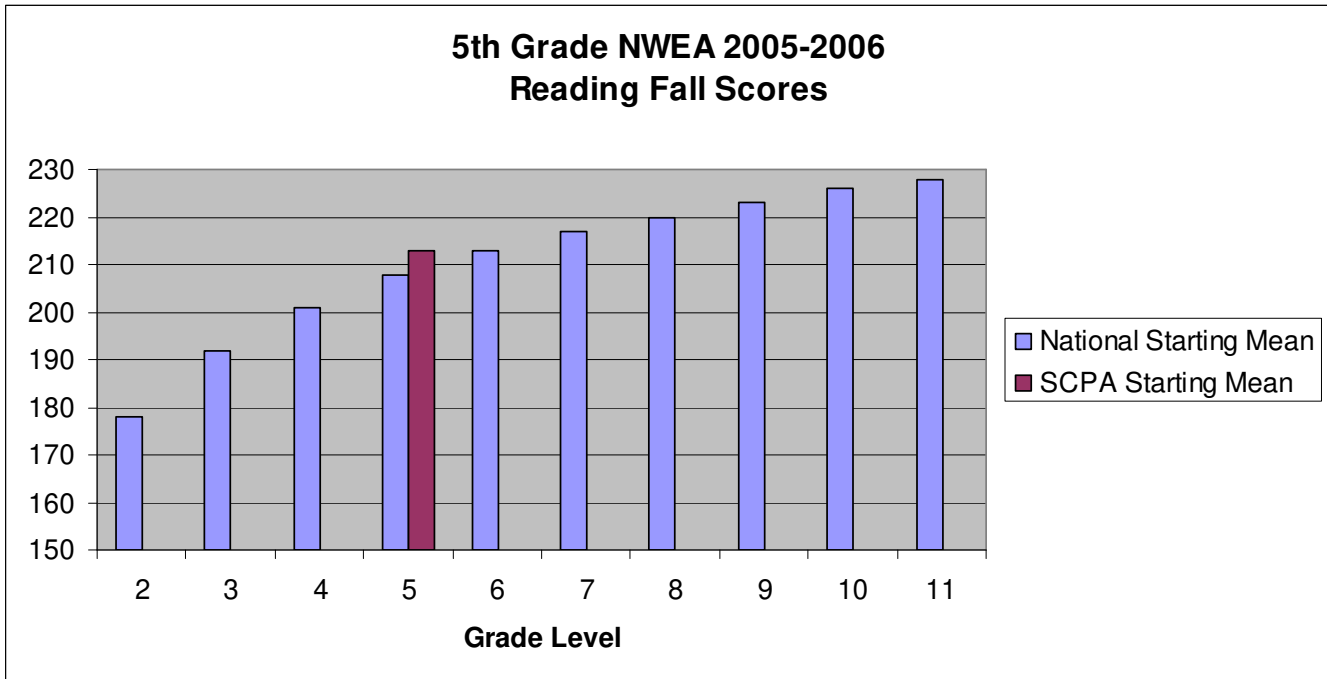


- In the Fall, St. Croix Prep 5th grade students had a mean score of 224.5
- In the Spring, St. Croix Prep 5th grade students had a mean score of 237.7

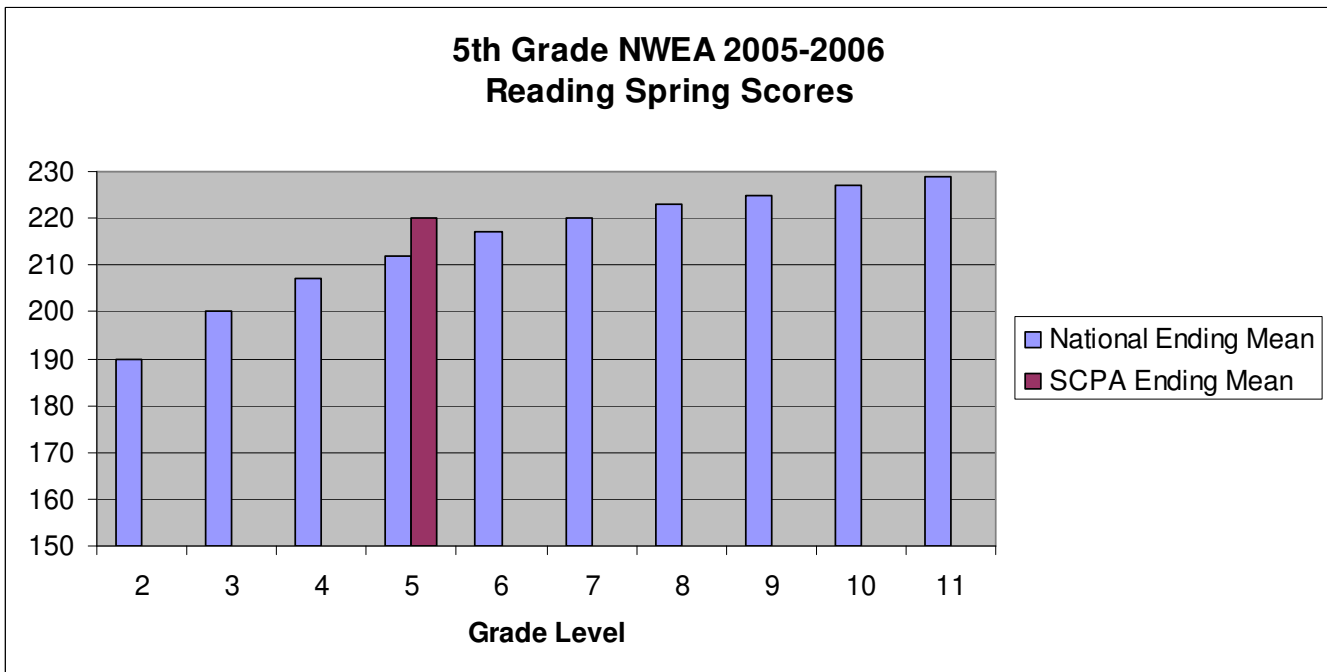


- In the Fall, St. Croix Prep 5th grade students scored at a 7.2 grade level
- In the Spring, St. Croix Prep 5th grade students scored at a 10.8 grade level

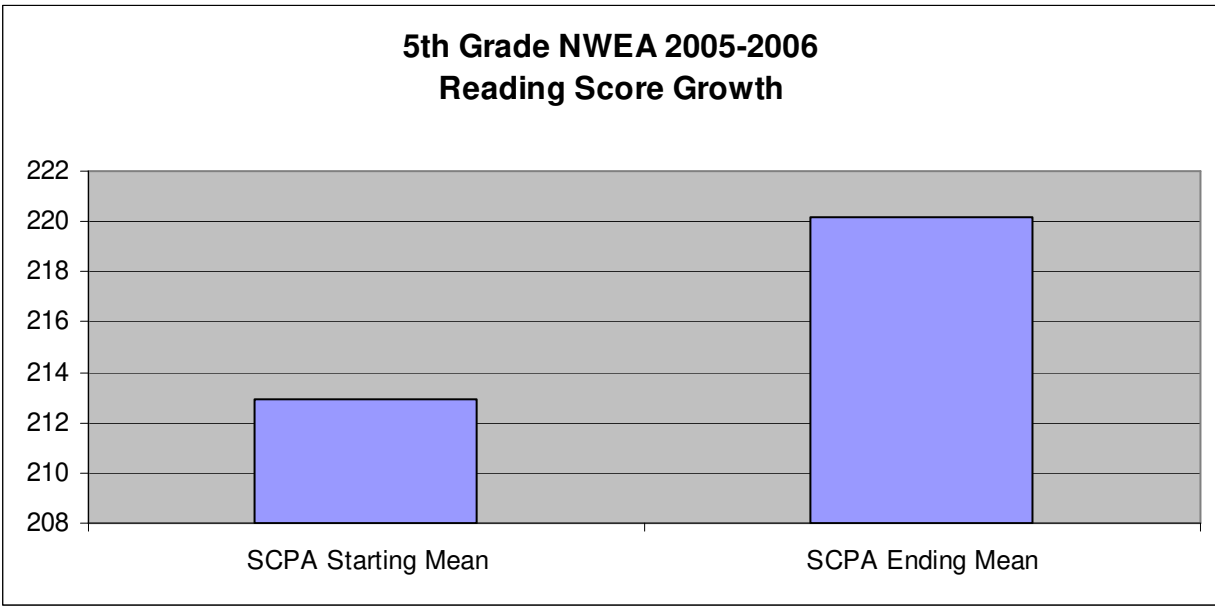
GRADE 5 READING - NWEA MAP ASSESSMENT



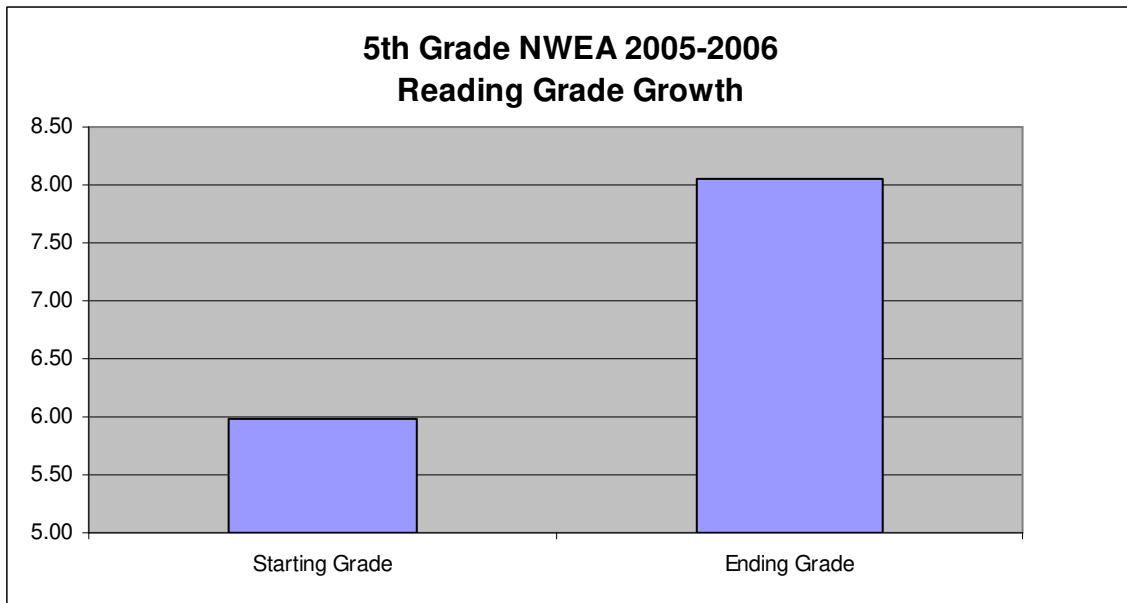
- In the Fall, St. Croix Prep 5th grade students had a mean score of 212.9
- In the Fall, the National mean score for 5th grade students was 208



- In the Spring, St. Croix Prep 5th grade students had a mean score of 220.2
- In the Spring, the National mean score for 5th grade students was 212
- In the Spring, the National mean score for 7th grade students was 220
- In the Spring, St. Croix Prep 5th grade students had a mean score greater than the Spring scores of 7th grade students

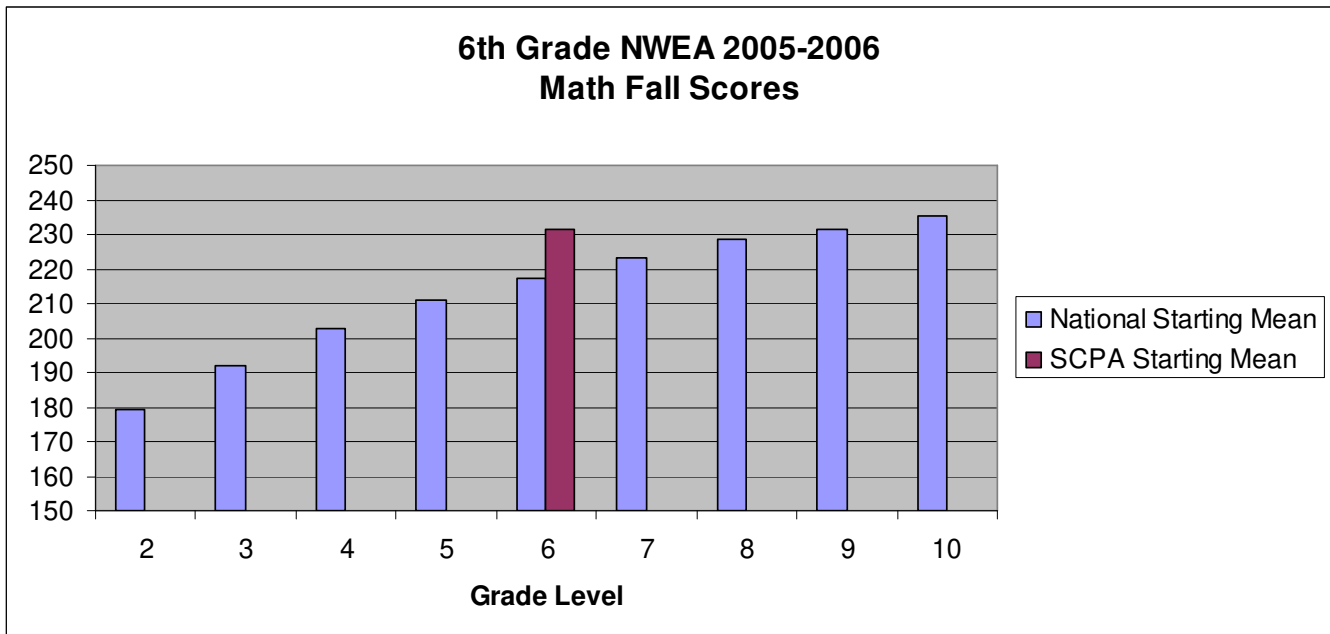


- In the Fall, St. Croix Prep 5th grade students had a mean score of 212.9
- In the Spring, St. Croix Prep 5th grade students had a mean score of 220.2

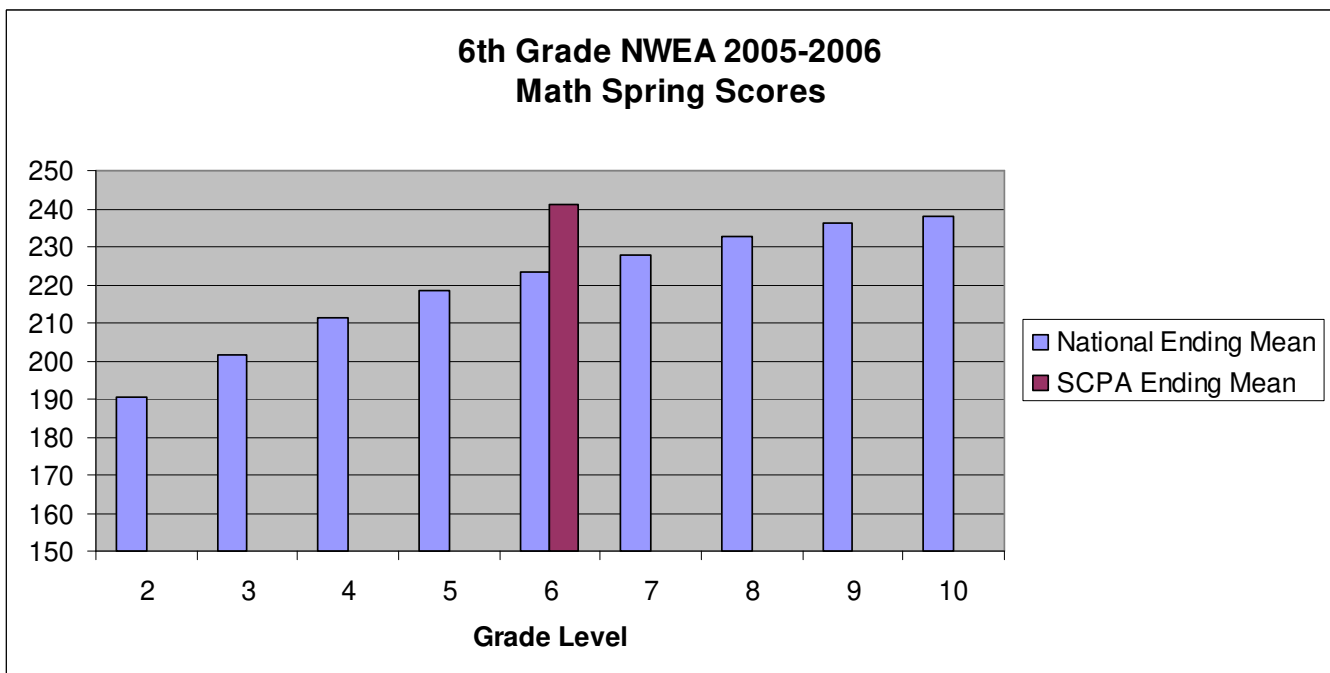


- In the Fall, St. Croix Prep 5th grade students scored at a 6.0 grade level
- In the Spring, St. Croix Prep 5th grade students scored at a 8.1 grade level

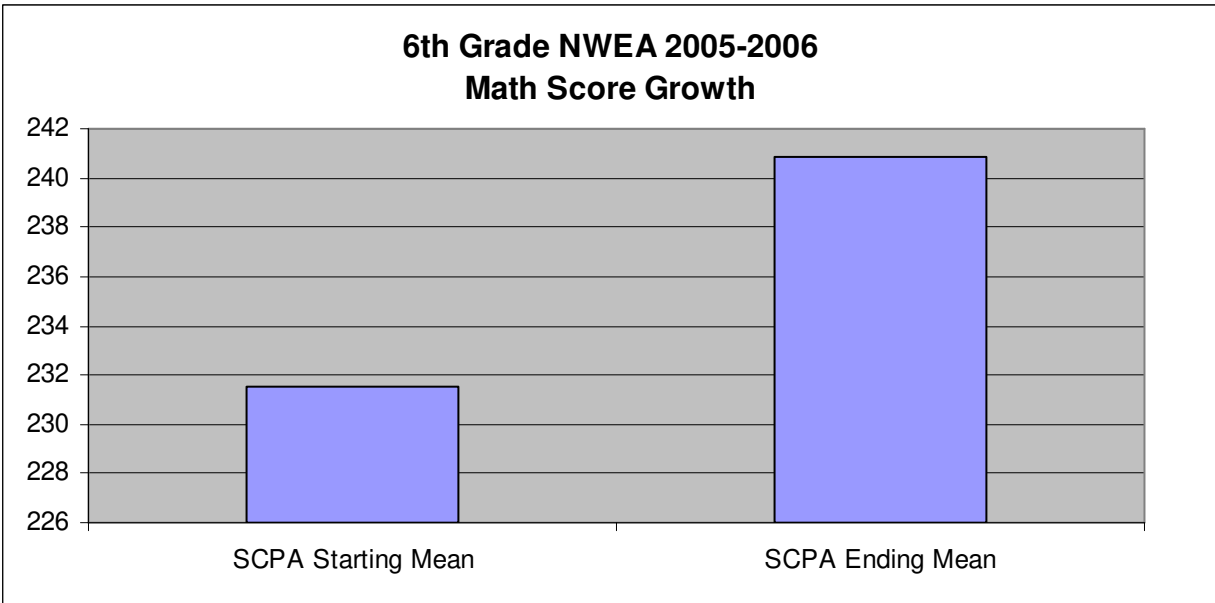
GRADE 6 MATH - NWEA MAP ASSESSMENT



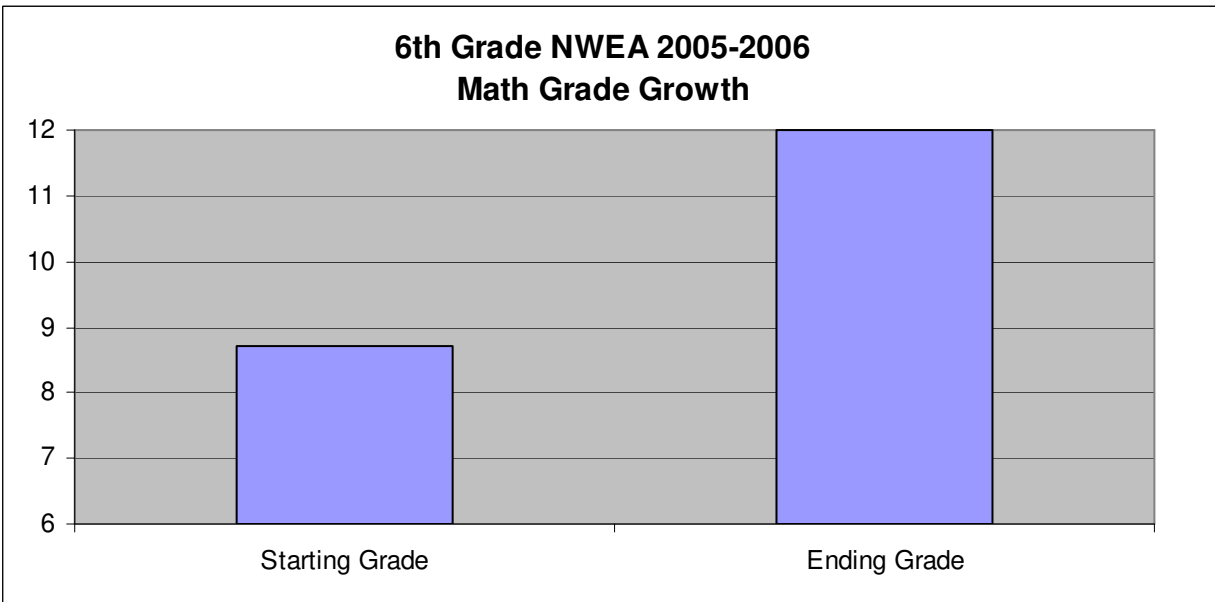
- In the Fall, St. Croix Prep 6th grade students had a mean score of 231.5
- In the Fall, the National mean score for 6th grade students was 217.4



- In the Spring, St. Croix Prep 6th grade students had a mean score of 240.9
- In the Spring, the National mean score for 6th grade students was 212
- In the Spring, the National mean score for 10th grade students was 238.1
- NWEA does not show measurement scores beyond the 10th grade level
- In the Spring, St. Croix Prep 6th grade students had a mean score greater than the Spring scores of 10th grade students

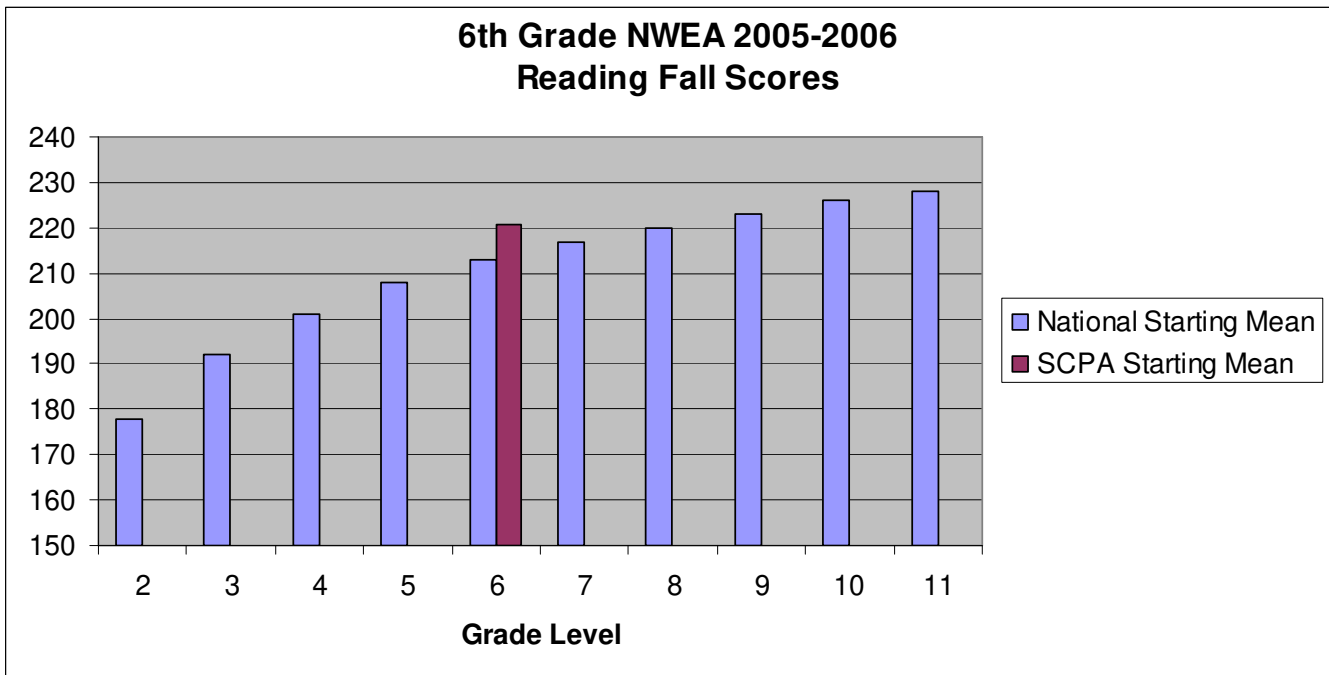


- In the Fall, St. Croix Prep 6th grade students had a mean score of 231.5
- In the Spring, St. Croix Prep 6th grade students had a mean score of 240.9

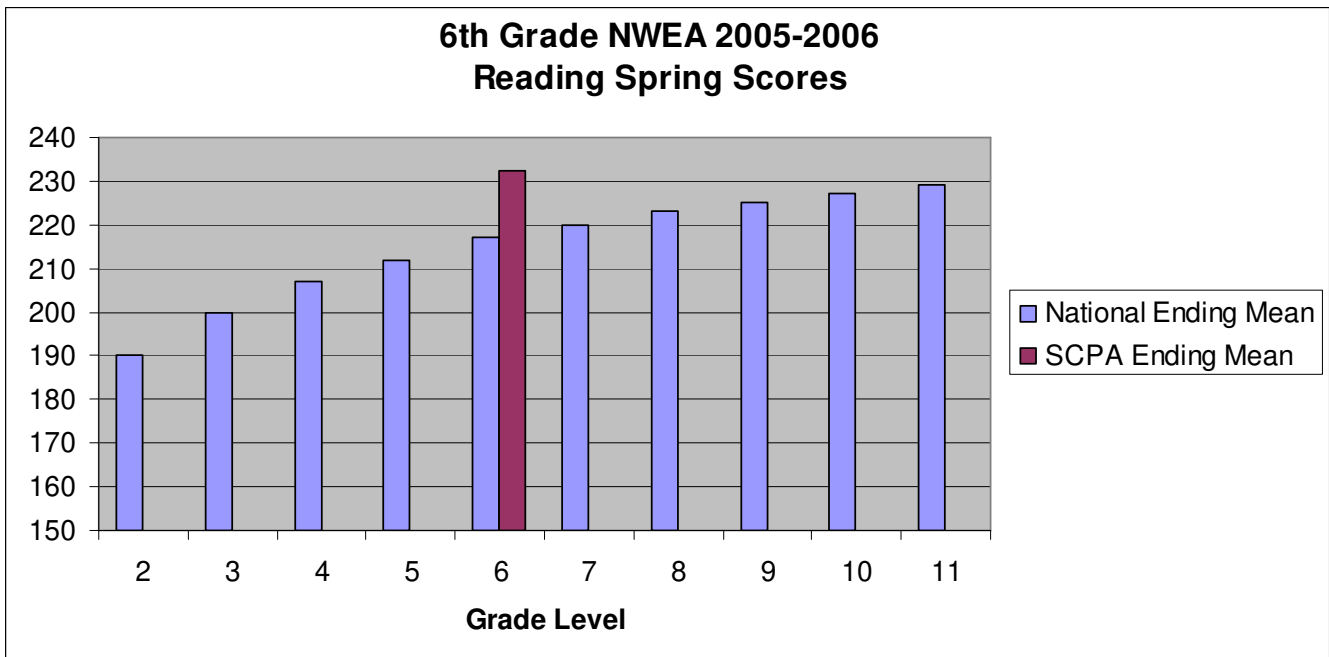


- In the Fall, St. Croix Prep 6th grade students scored at a 8.7 grade level
- In the Spring, St. Croix Prep 6th grade students scored at above a 12.0 grade level. The scores have exceeded the measurement capabilities provided by NWEA.

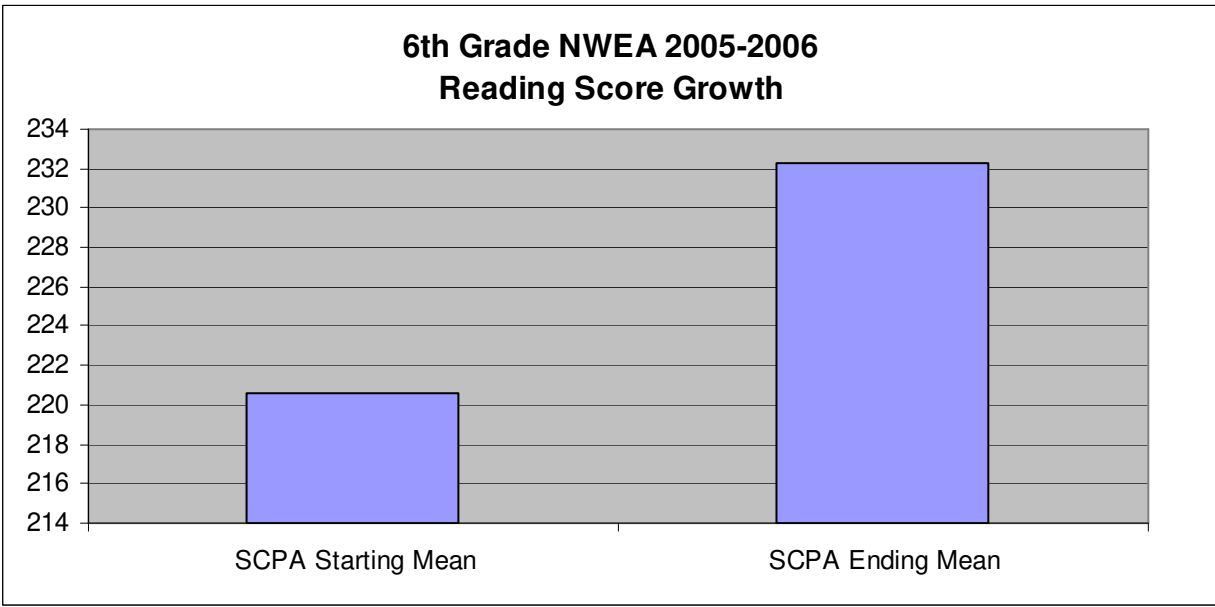
GRADE 6 READING - NWEA MAP ASSESSMENT



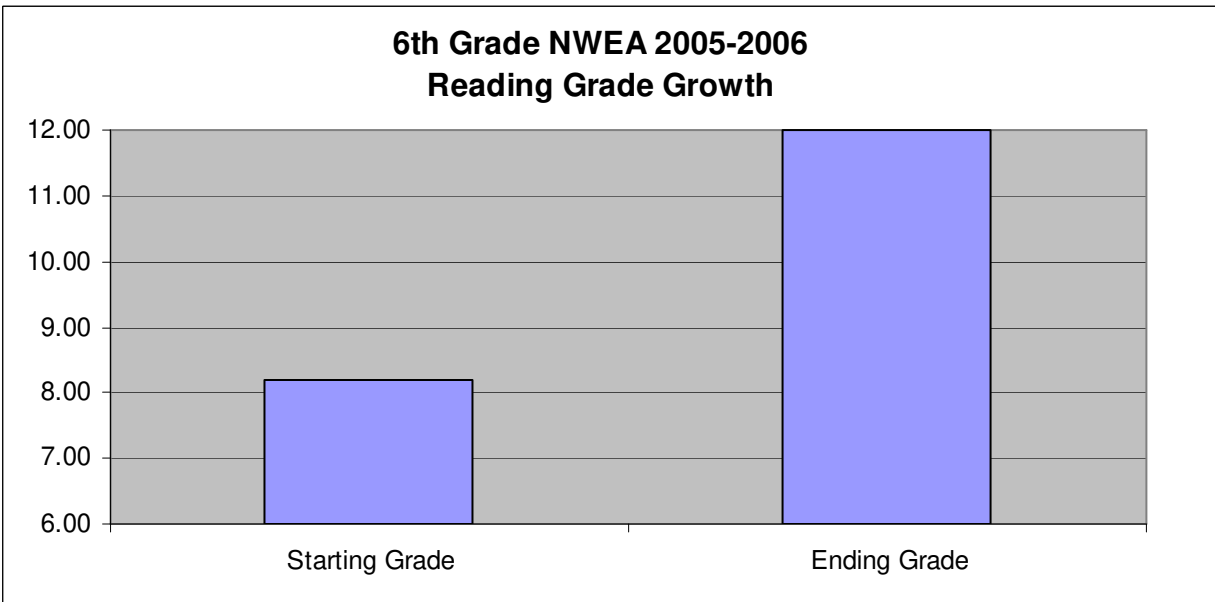
- In the Fall, St. Croix Prep 6th grade students had a mean score of 220.6
- In the Fall, the National mean score for 6th grade students was 213



- In the Spring, St. Croix Prep 6th grade students had a mean score of 232.3
- In the Spring, the National mean score for 6th grade students was 217
- In the Spring, the National mean score for 11th grade students was 229
- NWEA does not show measurement scores beyond the 11th grade level
- In the Spring, St. Croix Prep 6th grade students had a mean score greater than the Spring scores of 11th grade students

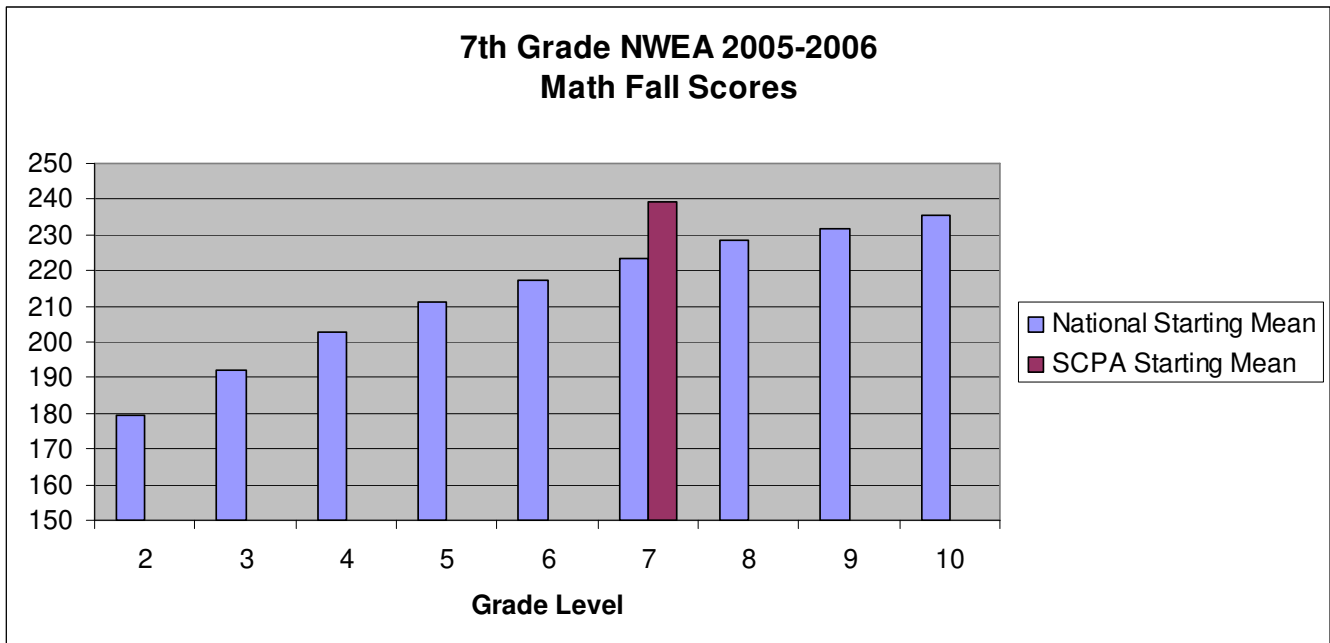


- In the Fall, St. Croix Prep 6th grade students had a mean score of 220.6
- In the Spring, St. Croix Prep 6th grade students had a mean score of 232.3

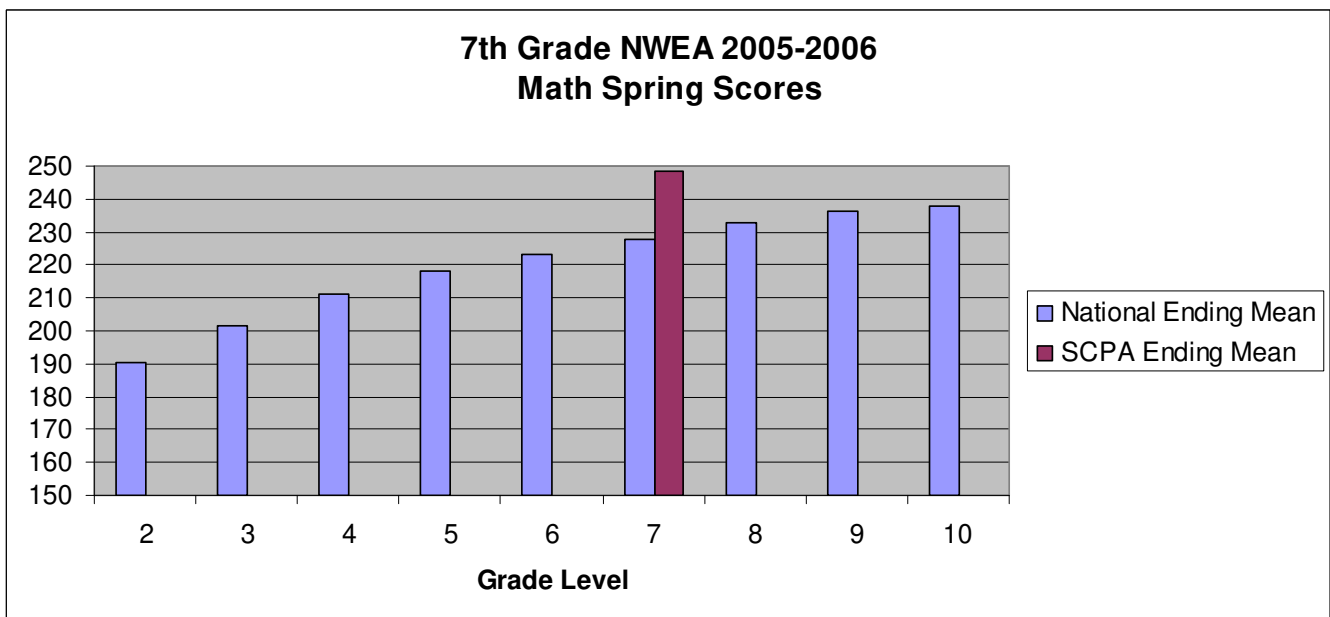


- In the Fall, St. Croix Prep 6th grade students scored at a 8.2 grade level
- In the Spring, St. Croix Prep 6th grade students scored above a 12.0 grade level. The scores have exceeded the measurement capabilities provided by NWEA.

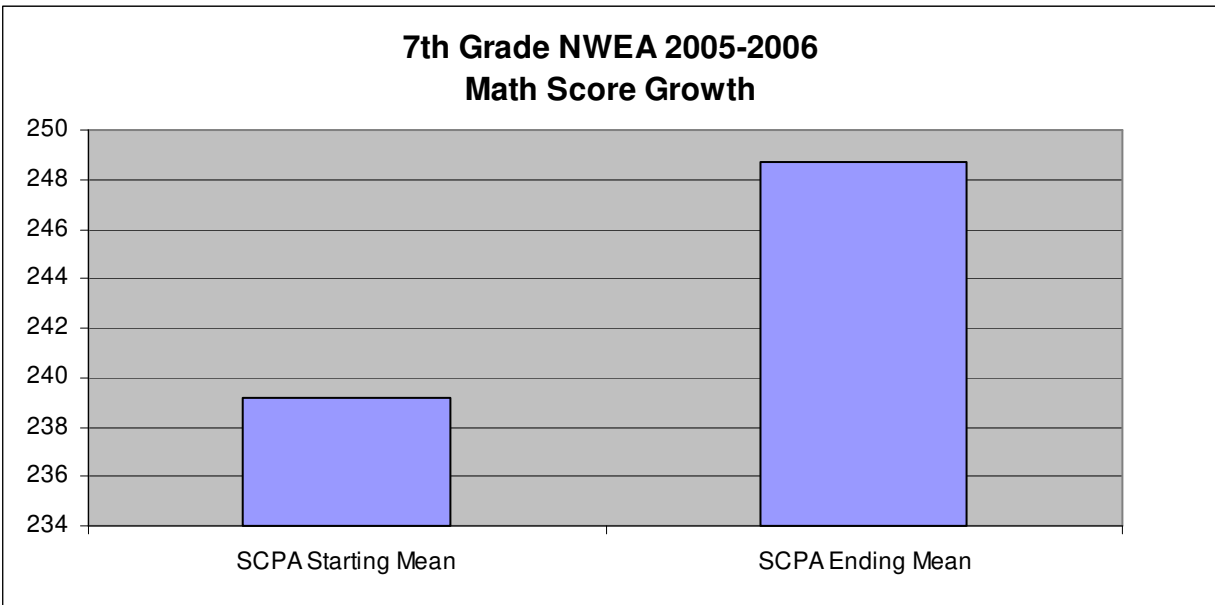
GRADE 7 MATH - NWEA MAP ASSESSMENT



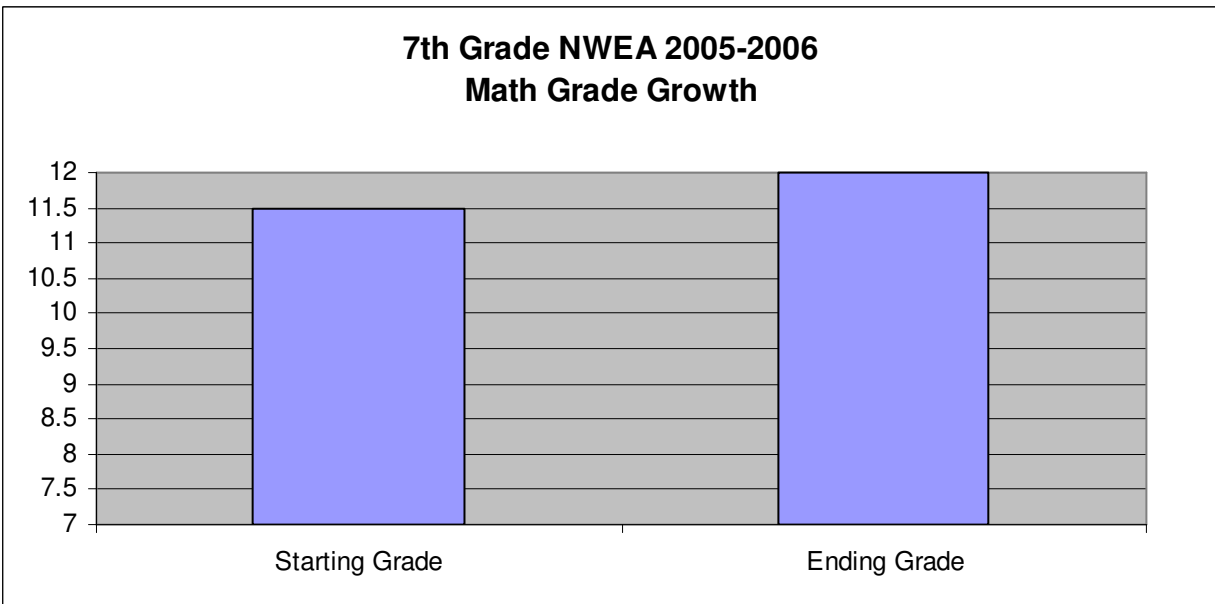
- In the Fall, St. Croix Prep 7th grade students had a mean score of 239.2
- In the Fall, the National mean score for 7th grade students was 223.4



- In the Spring, St. Croix Prep 7th grade students had a mean score of 248.7
- In the Spring, the National mean score for 7th grade students was 228
- In the Spring, the National mean score for 10th grade students was 238.1
- NWEA does not show measurement scores beyond the 10th grade level
- In the Spring, St. Croix Prep 7th grade students had a mean score greater than the Spring scores of 10th grade students

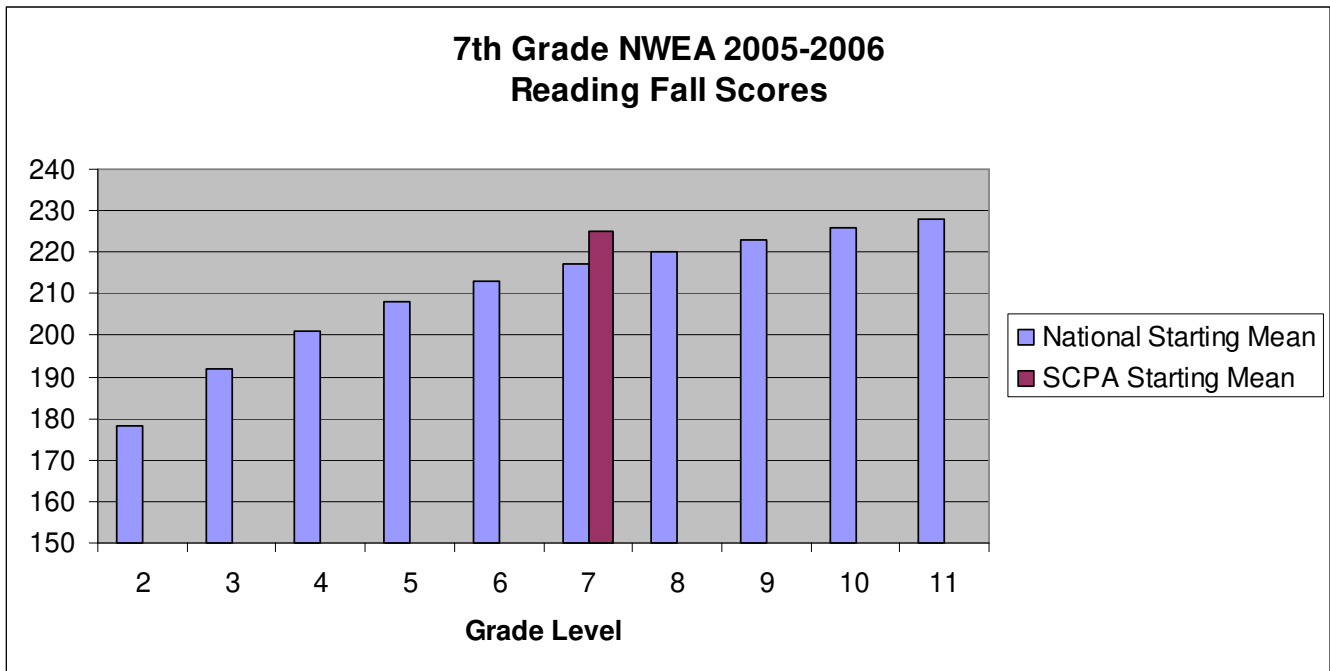


- In the Fall, St. Croix Prep 7th grade students had a mean score of 239.2
- In the Spring, St. Croix Prep 7th grade students had a mean score of 248.7

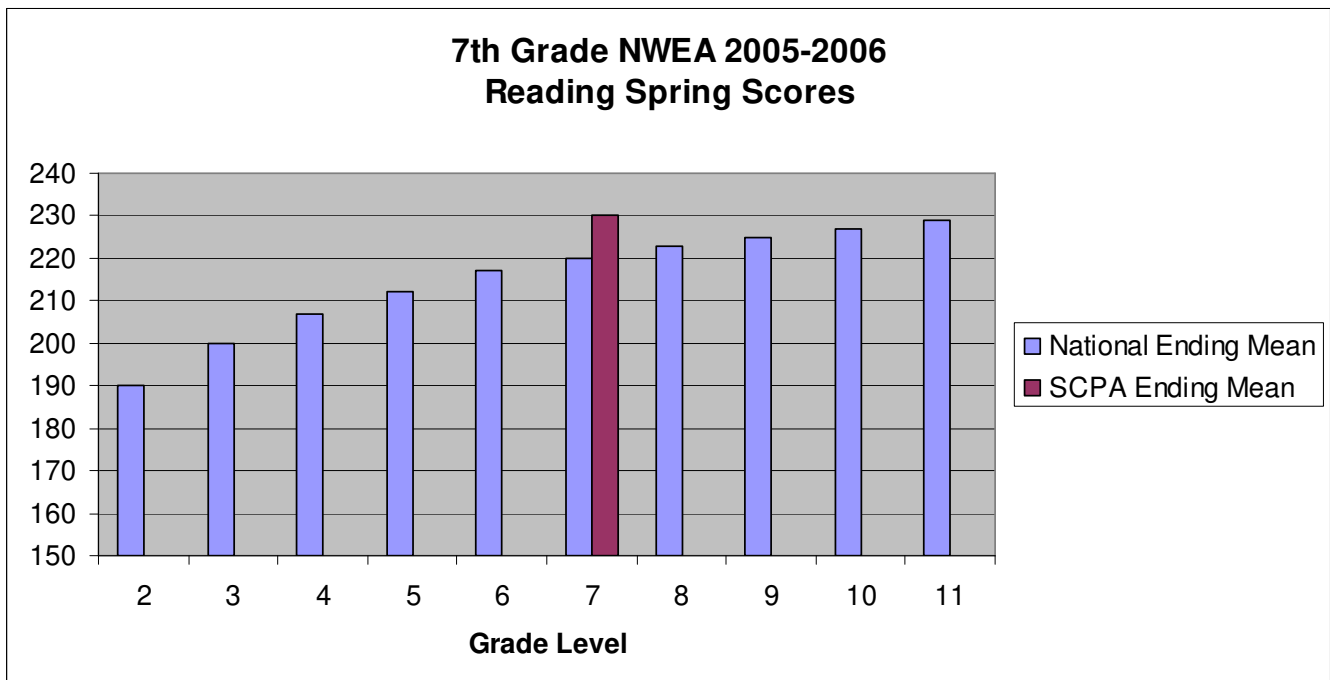


- In the Fall, St. Croix Prep 7th grade students scored above an 11.0 grade level. The scores have exceeded the measurement capabilities provided by NWEA.
- In the Spring, St. Croix Prep 7th grade students scored above a 12.0 grade level. The scores have exceeded the measurement capabilities provided by NWEA.

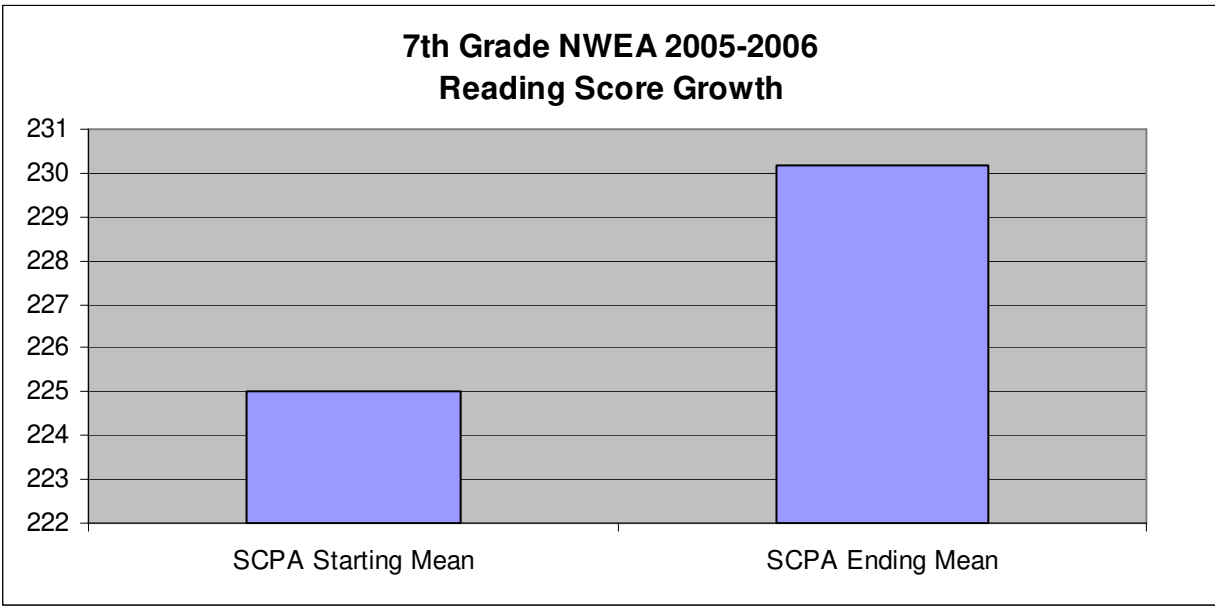
GRADE 7 READING - NWEA MAP ASSESSMENT



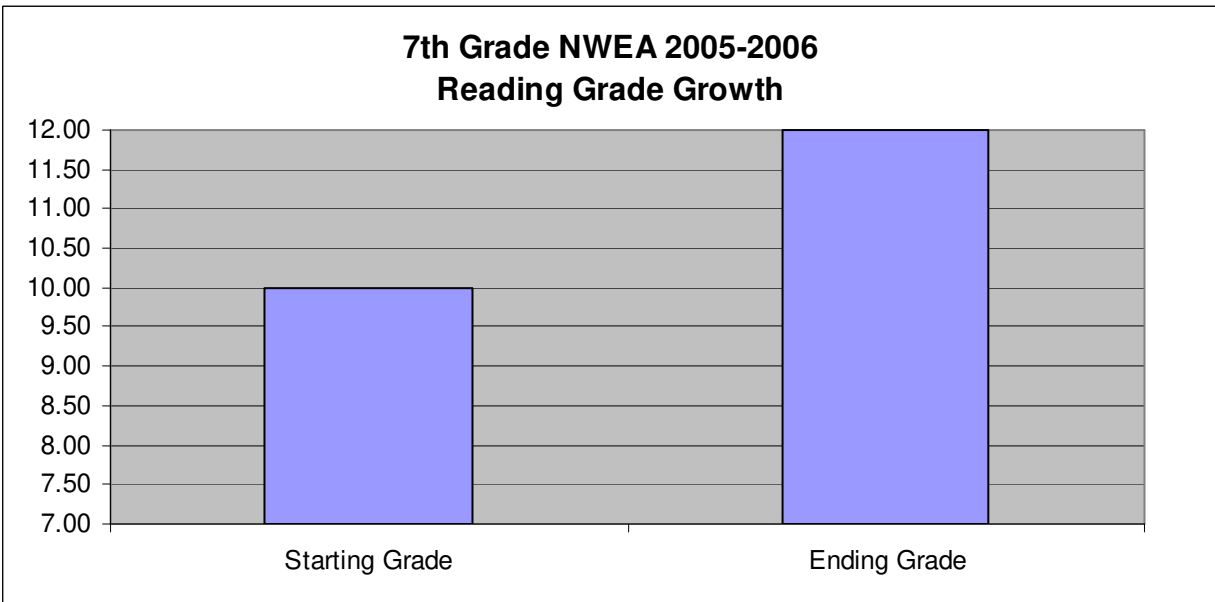
- In the Fall, St. Croix Prep 7th grade students had a mean score of 225
- In the Fall, the National mean score for 7th grade students was 217



- In the Spring, St. Croix Prep 7th grade students had a mean score of 230.2
- In the Spring, the National mean score for 7th grade students was 220
- In the Spring, the National mean score for 11th grade students was 229
- In the Spring, St. Croix Prep 7th grade students had a mean score greater than the Spring scores of 11th grade students

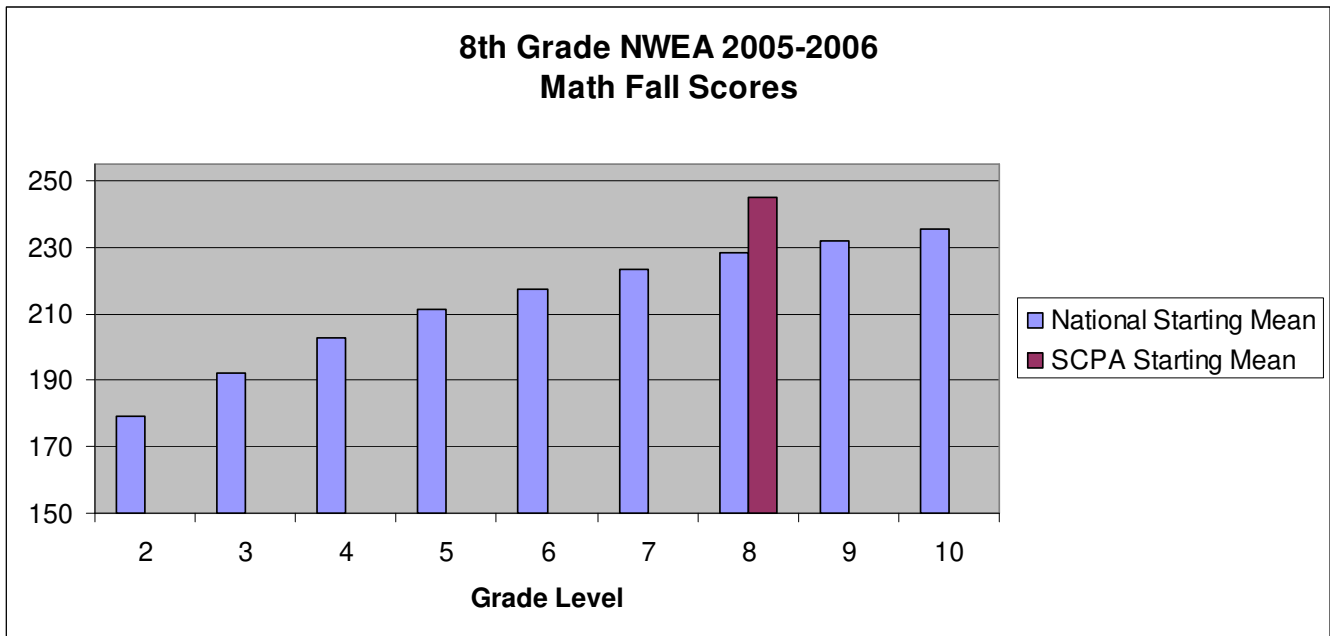


- In the Fall, St. Croix Prep 7th grade students had a mean score of 225
- In the Spring, St. Croix Prep 7th grade students had a mean score of 230.2

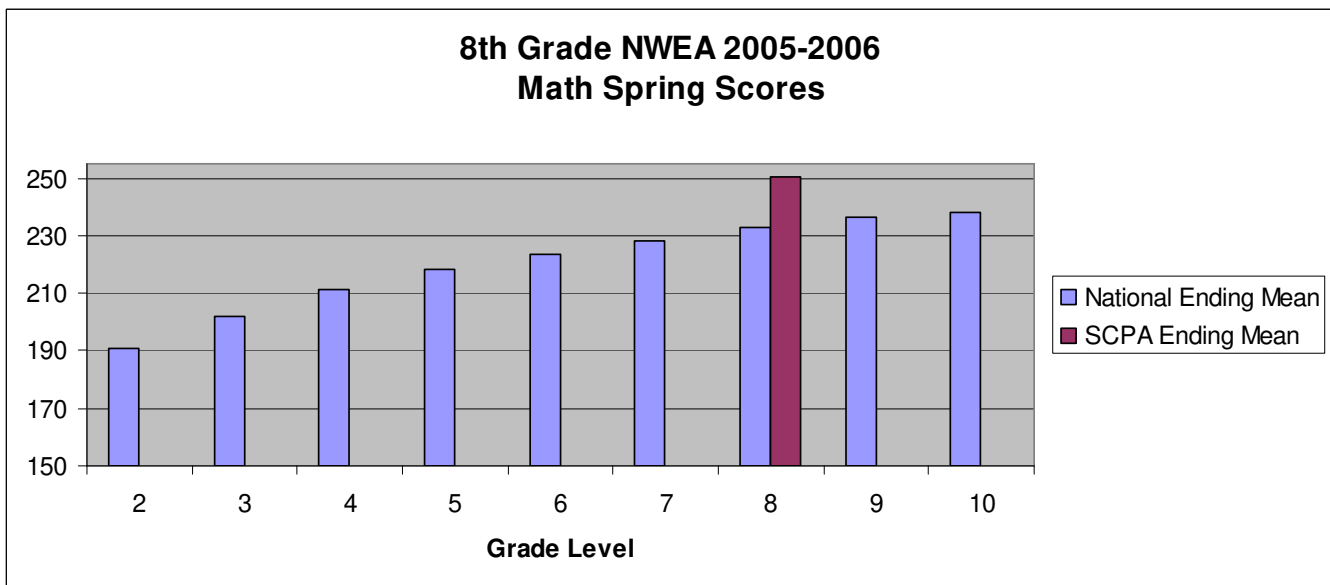


- In the Fall, St. Croix Prep 7th grade students scored at a 10.0 grade level.
- In the Spring, St. Croix Prep 7th grade students scored above a 12.0 grade level. The scores have exceeded the measurement capabilities provided by NWEA.

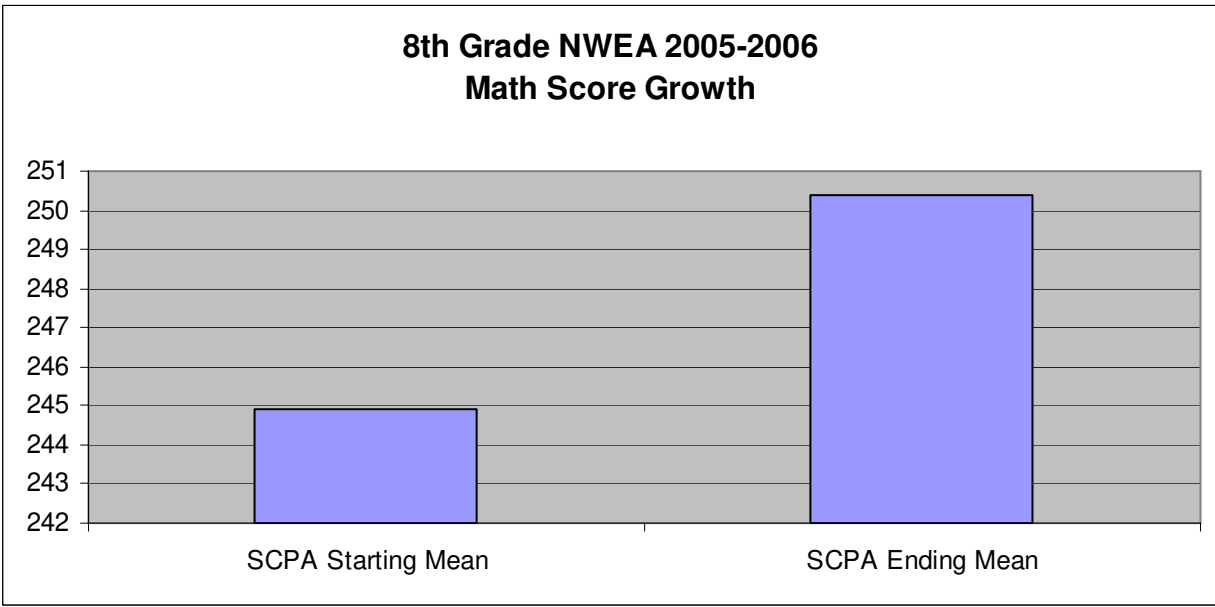
GRADE 8 MATH - NWEA MAP ASSESSMENT



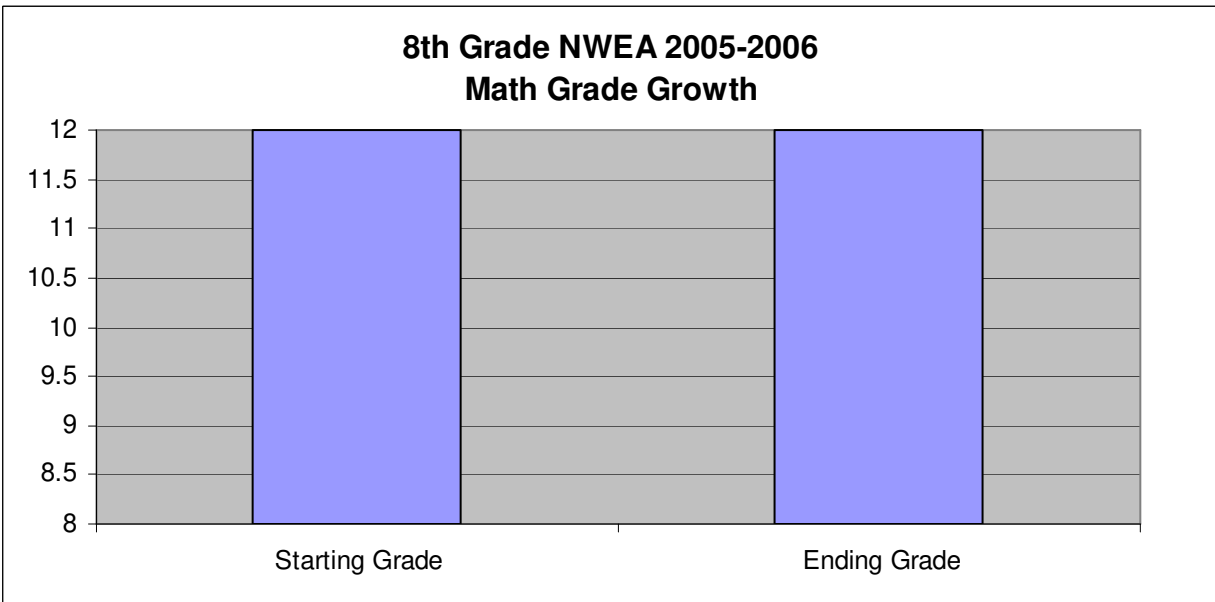
- In the Fall, St. Croix Prep 8th grade students had a mean score of 244.9
- In the Fall, the National mean score for 8th grade students was 228.5



- In the Spring, St. Croix Prep 8th grade students had a mean score of 250.4
- In the Spring, the National mean score for 8th grade students was 232.8
- In the Spring, the National mean score for 10th grade students was 238.1
- NWEA does not show measurement scores beyond the 10th grade level
- In the Spring, St. Croix Prep 8th grade students had a mean score greater than the Spring scores of 10th grade students

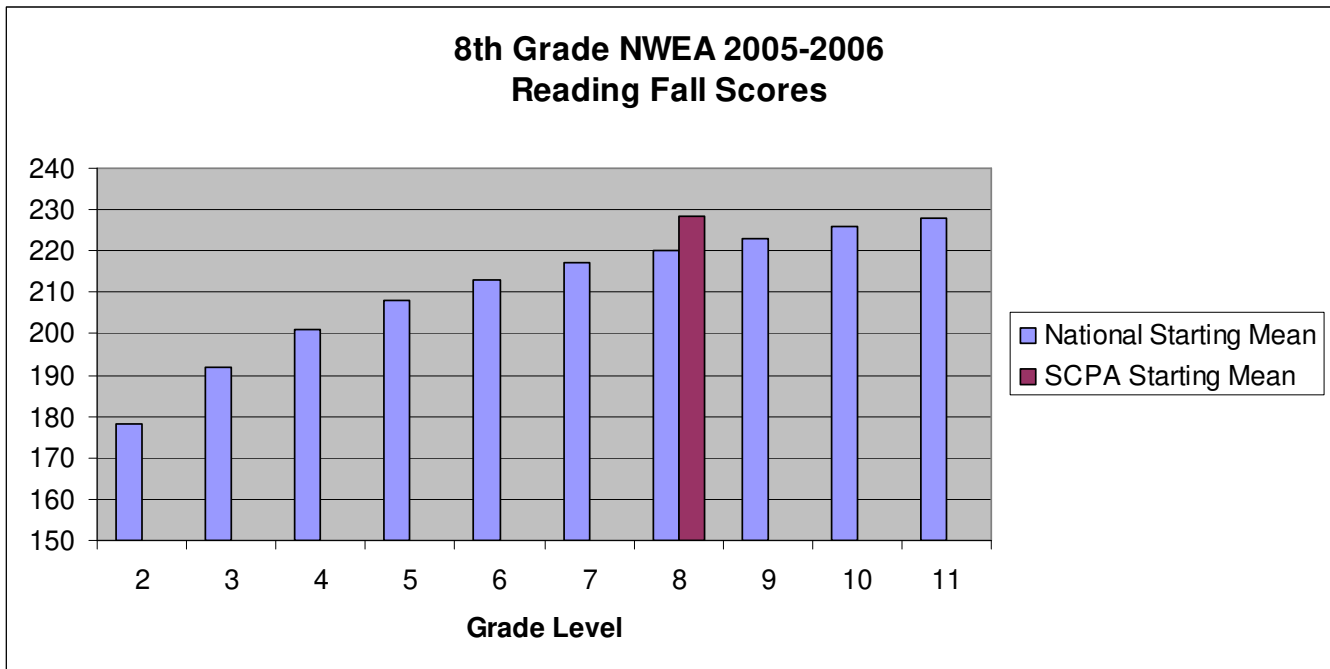


- In the Fall, St. Croix Prep 8th grade students had a mean score of 244.9
- In the Spring, St. Croix Prep 8th grade students had a mean score of 250.4

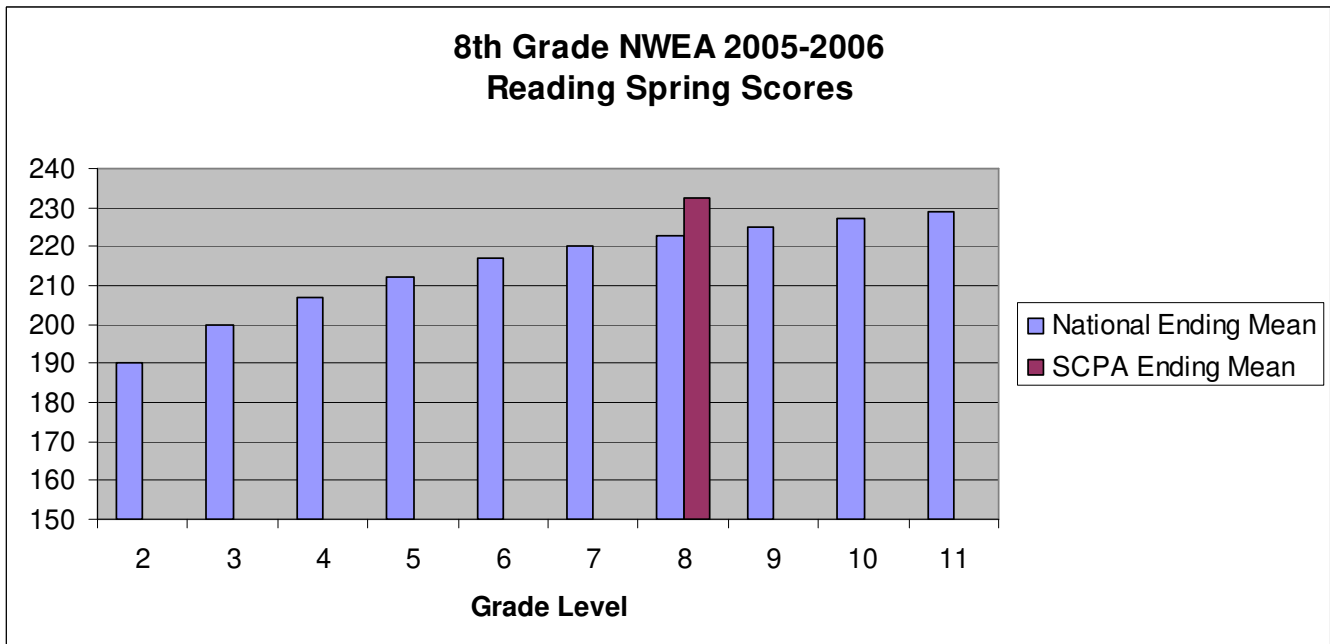


- In the Fall, St. Croix Prep 8th grade students scored above a 12.0 grade level. The scores have exceeded the measurement capabilities provided by NWEA.
- In the Spring, St. Croix Prep 8th grade students scored above a 12.0 grade level. The scores have exceeded the measurement capabilities provided by NWEA.

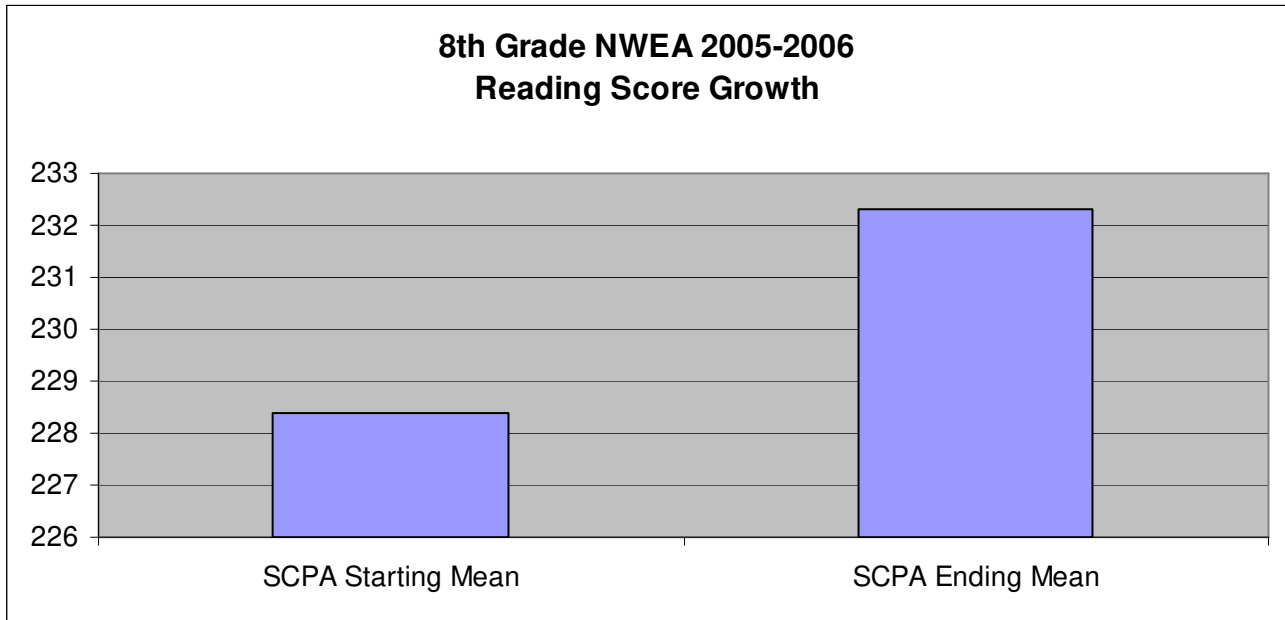
GRADE 8 READING - NWEA MAP ASSESSMENT



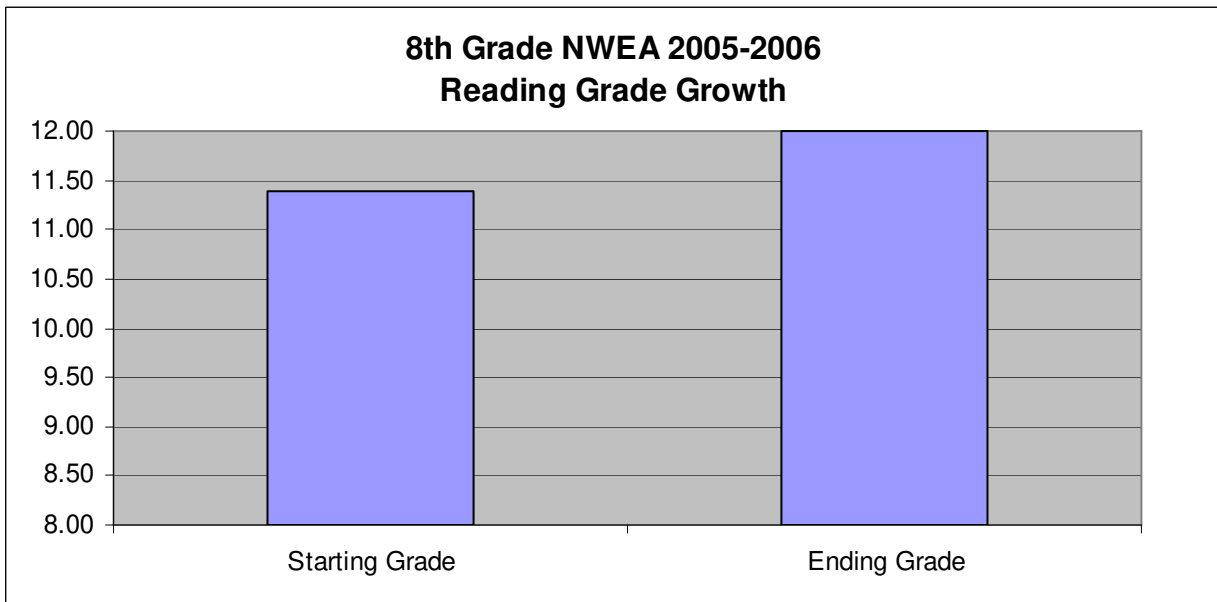
- In the Fall, St. Croix Prep 8th grade students had a mean score of 228.4
- In the Fall, the National mean score for 8th grade students was 220



- In the Spring, St. Croix Prep 8th grade students had a mean score of 232.3
- In the Spring, the National mean score for 8th grade students was 223
- In the Spring, the National mean score for 11th grade students was 229
- NWEA does not show measurement scores beyond the 11th grade level
- In the Spring, St. Croix Prep 8th grade students had a mean score greater than the Spring scores of 11th grade students



- In the Fall, St. Croix Prep 8th grade students had a mean score of 228.4
- In the Spring, St. Croix Prep 8th grade students had a mean score of 232.3



- In the Fall, St. Croix Prep 8th grade students scored at an 11.4 grade level.
- In the Spring, St. Croix Prep 8th grade students scored above a 12.0 grade level. The scores have exceeded the measurement capabilities provided by NWEA.